

Ko ha tohi fakahinohino ki he tohi kole ki ha visa ‘eve‘eva ki Nu‘u Sila ‘i he ‘initanetí

Fakahokohokó

Hū-ki loto (Log-in) / Fokotu‘u ‘o e ‘akauni RealMe.....	3
Founga ke tñnaki mai ‘aki ha tokotaha tohi kole ‘e taha.....	6
Tukuhake (uploading) ‘o ha lau‘i tā.....	10
Fakamo‘oni ki he tokoni fakapa‘angá.....	12
Ngaahi Konga ki he ‘Ulungaangá & Mo‘ui Leleí.....	15
Fakafonu ‘a e foomú ‘o fakafofonga‘i ha taha.....	18
Tukuhake ‘o e PDFs.....	19
Totongí.....	25

Fekau‘aki mo e tohi fakahinohino ko ‘ení

‘Oku fakataumu‘a ‘a e pepa ko ‘ení ke ‘oatu ha tokoni kiate kinautolu ‘oku nau tohi kole ki ha visa ‘eve‘eva. ‘Oku fakakau ai ha ngaahi ‘ata (screenshots) mo ha ngaahi fakahinohino ki hono fakahū ‘o ha tohi kole kuo maau ke fai ki ai ha tu‘utu‘uni. ‘Oku toe fakakau atu ‘i he pepa ko ‘ení ha ngaahi fehokotaki‘anga (links) ki he ngaahi uepisaiti ‘i he lea faka-Pilitāniá ‘e ala ‘aonga kiate koe.

‘Oku mau ‘oatu ha ngaahi fakatātā ‘i he kotoa ‘o e pepa ko ‘ení ke hoko ko ha fakahinohino pē, kātaki ‘o ‘omai ho ngaahi fakaikiiki pē ‘o‘ou. Tali ke mo‘oni mo totonu ‘a e ngaahi fehu‘í he ‘e ala uesia ‘a e ola ‘o ho‘o visá kapau ‘e ‘ikai ke fakahoko ia.

Fekau‘aki mo e visa ‘eve‘eva Nu‘u Silá

Faka‘aonga‘i ‘a e visa ‘eve‘evá kapau te ke fie ‘a‘ahi ki Nu‘u Sila ko ha tokotaha folau ‘eve‘eva, sio ki hao fāmili mo ha ngaahi kaungāme‘a pe ako ‘i ha koosi taimi nounou. ‘E toki lava pē ke fakahoko ‘a e tohi kolé ‘i he ‘initanetí.

Te ke fiema‘u ha pa‘anga fe‘unga ke ke nofo ‘aki mo kinautolu kotoa ‘oku kau ‘i ho‘o tohi kolé ‘i he lolotonga ‘o ho‘o nofó pe ko e ‘i ai ha‘o siponisā ‘e lava ke ne tokoni‘i koe. ‘E ‘ikai te ke lava ‘o ngāue pa‘anga ‘aki ha visa ‘eve‘eva.

Kātaki ‘o fakatokanga‘i ange ko kinautolu ‘oku nau ma‘u paasipooti ‘Aositelēliá mo ha ngaahi fonua ‘e ni‘ihi ‘oku ‘ikai fiema‘u ia ke nau tohi kole ki ha visa kimu‘a kenau folau ki Nu‘u Sila, ka ‘e ala fiema‘u ke nau ma‘u ha NZeTA (New Zealand Electronic Travel Authority).

‘Oku ma’u atu ha lisi kakato ‘o e ngaahi fonua ‘oku ‘ikai fiema’u ke nau tohi kole ki ha visa ka kuo pau ke nau ma’u ha NZeTA ‘i heni: www.immigration.govt.nz/new-zealand-visas/preparing-a-visa-application/your-journey-to-new-zealand/before-you-travel-to-new-zealand/visa-waiver-countries

Kātaki ‘o teuteu mai ke maau

Ke fakakakato ha tohi kole ‘i he ‘initaneti te ke fiema’u:

- Ha ‘akauni RealMe. Ke fokotu’u ia:
www.immigration.govt.nz/new-zealand-visas/apply-for-a-visa/tools-and-information/general-information/how-to-create-a-realme-account
- Ha kaati totongi fakamo’ua (credit) pe totongi pa’anga (debit) ‘oku kei ‘aonga – ‘oku mau tali ‘a e Visa, Mastercard, Union Pay, AMEX, JCB pe POLi. Ke vakai’i ‘a e mahu’inga ‘oku fiema’u ke ke totongi:
www.immigration.govt.nz/new-zealand-visas/apply-for-a-visa/tools-and-information/tools/office-and-fees-finder
- Ha komipiuta mo ha ma’u’anga ‘initaneti pau
- Ha lau’i tā visa ‘oku lava ke tali ‘i he founa jpg (pe jpeg):
www.immigration.govt.nz/new-zealand-visas/apply-for-a-visa/tools-and-information/acceptable-photos
- Ngaahi tatau kuo hiki ‘ata (scanned) ‘o ho’o ngaahi me’a fakapepa mahu’ingá ‘i he founa Portable Document Format (PDF)
- Ngaahi liliu ‘i he lea faka-Pilitania kuo fakamo’oni’i ki ha fa’ahinga fakamatala fakapepa, ‘aia ‘oku te’eki ai ke ‘i he lea faka-Pilitania. ‘Oku kau heni ‘a e ngaahi tohi fakamo’oni fakafaito’o mo e tohi fakamo’oni mei he kau polisi pea mo e ngaahi pou pou fakapepa kotoa pe. Ko e liliu faka-Pilitania kuo fakamo’oni’i ‘e tali ‘oku talanga’i ‘i he ‘ Uploading PDFs ‘ ‘i lalo, pea te ke lava foki ‘o lau lahi ange ‘i heni: www.immigration.govt.nz/english-translation
- Kapau ‘oku ‘i ai ha tokotaha pe kautaha Nu’u Sila ‘oku nau siponisā ‘a ho’o nofó, ‘e fiema’u ke nau fokotu’u ha’anau ‘akauni RealMe pē ‘a kinautolu (kapau ‘oku ‘ikai ke nau ma’u ia) pea mateuteu mai mo ‘enau tu’asila ‘imeilí mo e sharing ID. ‘Oku talanoa’i fakaikiiki eni ‘i he konga ‘Proof of financial support’ ‘i laló.

‘Oku ma’u ‘a e foomu ‘initaneti ‘i heni:

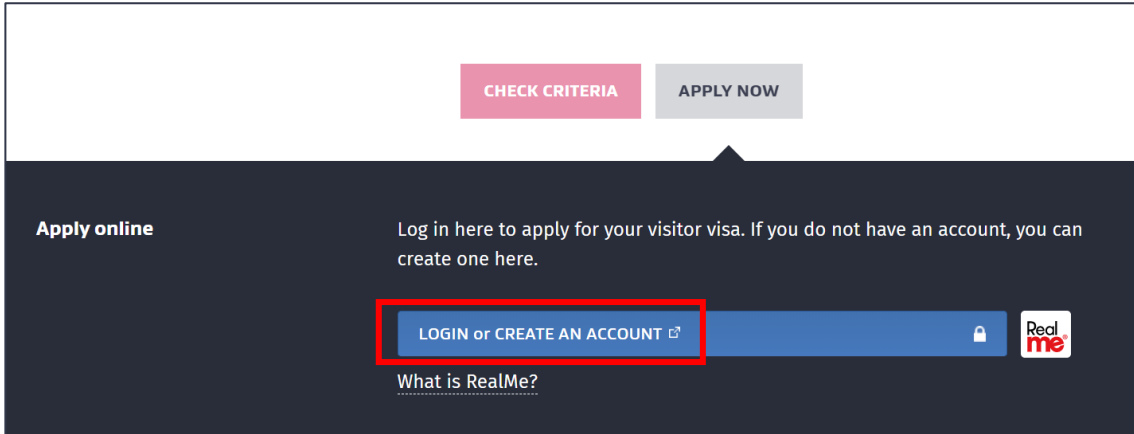
<https://www.immigration.govt.nz/new-zealand-visas/apply-for-a-visa/about-visa/visitor-visa>

‘E lava ‘e ha mēmipa ho fāmīlī ‘o fakahū ha tohi kole visa ‘eve’eva ma’á u. ‘E fiema’u ke nau fakahaa’i ‘eni ‘i he foomu tohi kole ‘i he ‘initaneti. Kātaki ‘o fakatokanga’i kuo pau ke kehekehe pē ‘a e ‘akauni RealMe ‘a e tokotaha tohi kolé mo e tokotaha siponisaá.

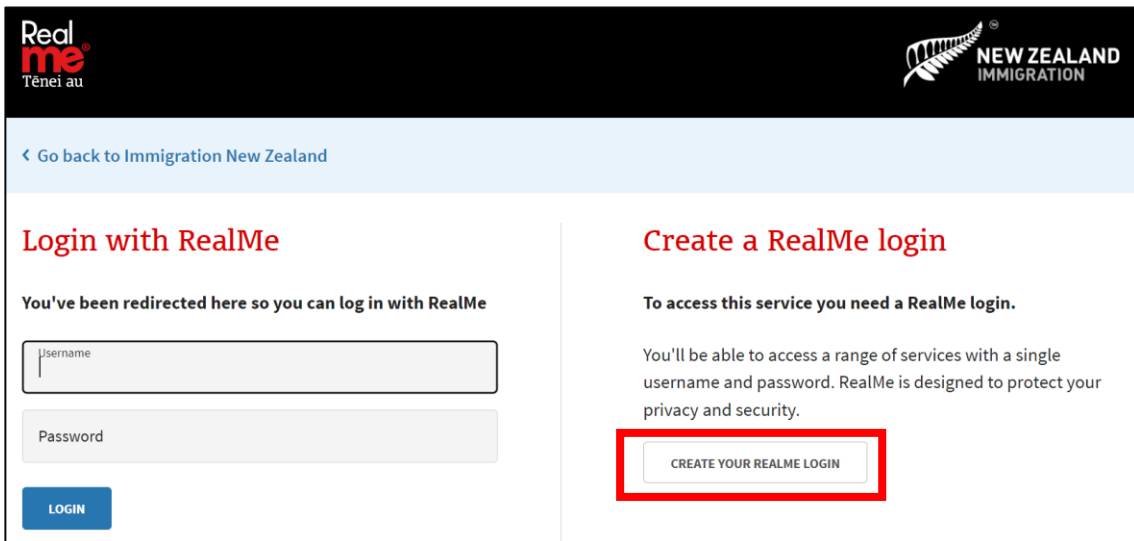
Founga ki he 'initaneti meí he sitepu ki he sitepu

Hū-ki loto (Log-in) / Fokotu'ú 'o e 'akauni RealMe

Sitepu 1. 'E fiema'u ke ke hū-ki-loto 'o ngāue'aki 'a ho'o 'akauni RealMe. Kapau 'oku 'ikai ke 'i ai, 'e fiema'u ke ke fokotu'ú ia 'i he uepisaiti 'a e Immigration.



Ko e 'akauni RealMe ko ha sēvesi malu ki he 'ilo'i'angá (identification) 'oku ngāue'aki 'e he Pule'anga Nu'u Silá.



Sitepu 2. Hili pē ho’o hū atu ki lotó, fokotu’u ha tohi kole fo’ou ‘aki ha’o lomi’i ‘a e ‘My visas’, pea hoko atu ki he ‘apply for a visa’ ‘i he peesi hokó.

My visas
Apply for and manage your individual applications.

Manage accreditation and job checks
Before you can employ migrants, you need to apply for employer accreditation. Select Employ migrants to create and manage accreditation and job check applications and to hire migrants.

MY VISAS

EMPLOY MIGRANTS



My dashboard > My visas

My visas

Draft applications

Select the Apply for a visa button to create a new application or select Continue from Options dropdown to open and complete a draft application.

APPLY FOR A VISA

Principal applicant	Application ID	Application type	Created on ↓	Modified on	Options
No draft applications.					



Sitepu 3. ‘I he peesi hono hokó, fekumi (scroll) hifo ki lalo ki he ‘Your situation’ ‘o fili ‘a e ‘Temporary entry class visa’ meí he drop-down menu (ngaahi me’a kuo lisi ki lalo ke fili mei aí).

Your situation

These questions ensure this is the right application form for you. Answers to these questions are retained by Immigration New Zealand as part of your application.

Are you applying for a temporary or resident class visa?

- Temporary entry class visa
- Residence class visa

Stiepu 4. ‘E ‘eke atu pe ‘okú ke ‘i tu‘apule‘anga ‘i tu‘a mei Nu‘u Sila mo e fa‘ahinga visa ‘oku fiema‘u ke ke tohi kole ki aí. Kapau ‘okú ke ‘i Nu‘u Silá ni ‘o fakahū ha tohi kole ‘o fakafofonga‘i ha taha, kātaki ‘o tali ‘a e ngaahi fehu‘í ‘i he tu‘unga ‘o e tokotaha ‘oku kole ki ai ‘a e visá. ‘I he drop-down menu, fili ‘a e ‘Visitor’.



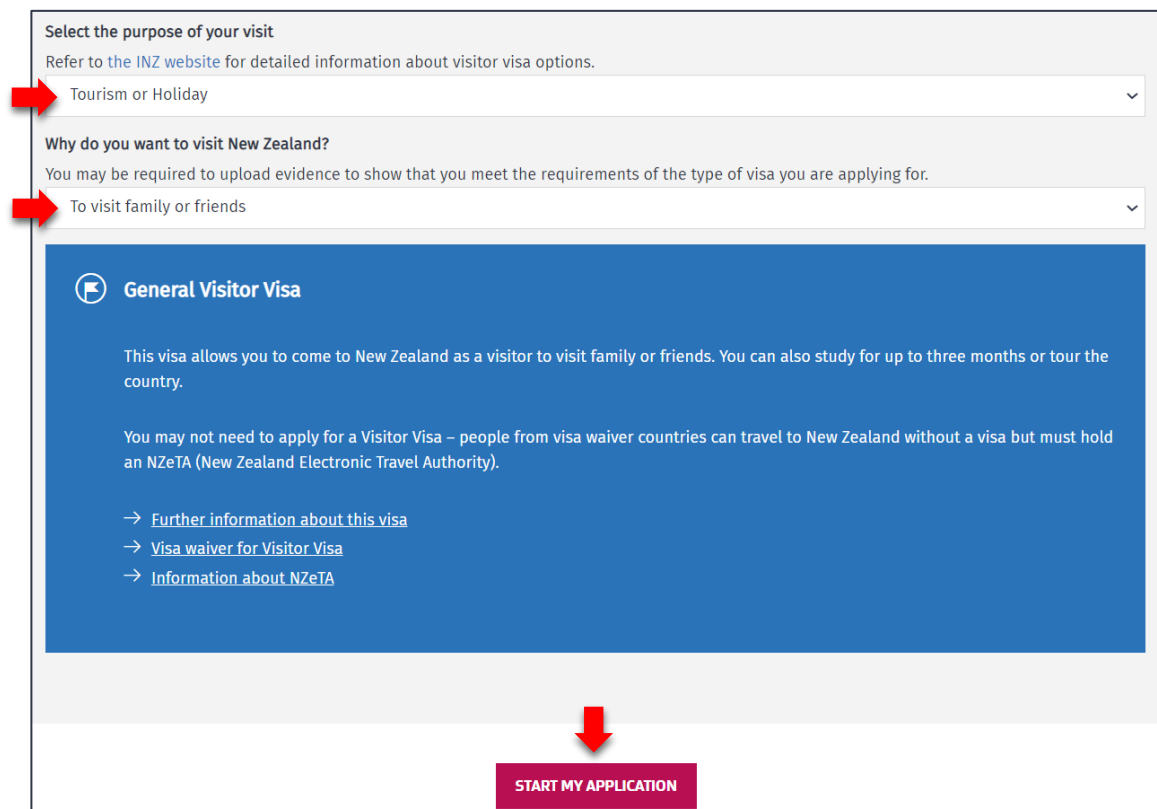
Are you outside New Zealand?
 Yes No

What type of visa do you want to apply for?

Group
Partner or child of a New Zealand citizen, resident or visa holder
Student
Visitor
Work

Sitepu 5. Meí he ngaahi drop-down menus, kātaki ‘o fili ‘a e taumu‘a ki ho‘o folau ‘a‘ahí, pea lomí‘i ‘a e ‘start my application’.

Fakatokanga‘i ange ko e ngaahi tali ‘oku hā atu ‘i laló ko ha ngaahi fakatātā pē ia, kātaki ‘o tali mai ki he lelei taha ‘e fe‘unga mo ho tūkungá.



Select the purpose of your visit
Refer to the [INZ website](#) for detailed information about visitor visa options.

Tourism or Holiday

Why do you want to visit New Zealand?
You may be required to upload evidence to show that you meet the requirements of the type of visa you are applying for.

To visit family or friends

General Visitor Visa

This visa allows you to come to New Zealand as a visitor to visit family or friends. You can also study for up to three months or tour the country.

You may not need to apply for a Visitor Visa – people from visa waiver countries can travel to New Zealand without a visa but must hold an NZeTA (New Zealand Electronic Travel Authority).


→ [Further information about this visa](#)
→ [Visa waiver for Visitor Visa](#)
→ [Information about NZeTA](#)

START MY APPLICATION

Founga ke t̄anaki mai 'aki ha tokotaha tohi kole 'e taha

Sitepu 6. Te ke lava 'o fakakau 'i ho'o tohi kolé ho hoá mo ha fānau 'oku fakafalala atu kia koe 'o a'u hake ki he ta'u 19. Kapau ko 'ene tu'ú ia, lomi'i 'a e 'add another applicant' pea fili 'a e fa'ahinga 'oku 'i ai 'a e tokotaha tohi kolé méi he drop-down menu. 'E fiema'u ke ke 'omai honau ngaahi fakaikiiki. 'E fiema'u ke tohi kole mavahe pē ha fānau ta'u 20 mo lahi ange 'oku fakafalala atu ki ha'anau visa pē 'a kinautolu.


Applicants
Some visa types allow more than one applicant in an application. If so, the Add another applicant button will display.


ADD ANOTHER APPLICANT


Surname or family name ↓	Given or first name	Applicant type	Action	Status	Options
Principal applicant		Primary	CONTINUE	Draft	

Add applicant ×

Additional applicant type




- Partner
- Dependent Child

 **ADD APPLICANT**

Ko 'emau faka'uhinga 'eni ki he ngaahi hoá: www.immigration.govt.nz/new-zealand-visas/apply-for-a-visa/tools-and-information/support-family/partnership

Ko 'emau faka'uhinga eni ki he fānau 'oku fakafalala atú: www.immigration.govt.nz/new-zealand-visas/apply-for-a-visa/tools-and-information/support-family/dependent-children

Sitepu 7. Lomi'i 'a e 'continue' ke fakahū 'a e ngaahi fakaikiiki 'o e tokotaha tohi kole takitaha.

Surname or family name ↓	Given or first name	Applicant type	Action
Principal applicant		Primary	

Sitepu 8. Kātaki 'o 'omai ho'o fakamatala fekau'aki mo ho 'ilo'i'angá. Kapau 'oku fo'i lea pē 'e taha ho hingoa faka'ofisialé (mononym), fakatonuki 'a e 'yes'. Kapau 'oku 'i ai ho hingoa 'uluaki mo ha hingoa fakaiku, fakatonuki 'a e 'no'.

Fakafonu ho (ngaahi) hingoa 'o hangē tofu pē ko ia 'oku hā 'i ho'o paasipootí.

Identity information

Do you have a mononym?
This is when your official name is one name. Answer No if you have a first name and surname displayed in your passport.
 Yes No

Given or first name
As stated in your passport.

Middle names
As stated in your passport. Leave blank if no middle name is displayed in your passport.

Surname or family name
As stated in your passport.

Kapau kuó ke faka'aonga'i ha ngaahi hingoa kehe, 'e 'eke atu ke ke fakahū kinautolu. 'E ala kau ki heni ho hingoa fā'ele'í, hingoa malí pe pusiakí, ho hingoa faka-Pilitāniá pe ngaahi hingoa kehe 'oku 'ilo'i 'aki koé. Kapau 'oku 'ikai, fakatonuki 'a e 'No' ki he fehu'i ko 'eni.

Have you ever used any other names?
This includes your birth name, your name from marriage or from adoption, your English name, or other names your are known by.
 Yes No

Sitepu 9. Fakakau ‘a e fonua te ke ‘i ai ‘i he taimi ‘e fakahū ai ‘a e tohi kole ko ‘eni. Fakatonuki ‘a e ‘yes’ pe ‘no’ ki ha ngaahi fehu‘i fekau‘aki mo ho‘o ngaahi fengāue‘aki kimu‘a mo e Immigration New Zealand pea mo e ‘i ai ko ia ha‘o visa nofo fonua ‘Aositelēlia.

New Zealand immigration history

What country or territory will you be in when this application is submitted?

Samoa

Have you previously applied for a New Zealand visa?
This includes anyone applying for you on your behalf.

Yes No

Have you previously requested an NZeTA (New Zealand Electronic Travel Authority)?
This includes anyone requesting one for you on your behalf.

Yes No

Do you hold an Australian Permanent Resident Visa?

Yes No

Have you ever travelled to New Zealand?

Yes No

Sitepu 10. Fakahū ‘a e fakaikiiki ki ho‘o paasipootí. Kātaki ‘o fakapapau‘i ‘oku tonu ‘eni.

Passport number
Generally found in the top right-hand corner of the identity page of your passport.

ABC12345

Country or territory of issue
Find the field named 'Code', 'Issuing Country' or 'Country Code' in your passport.

Samoa

Nationality as shown in passport

Samoa

Passport issue date

02

10

2019

Passport expiry date

01

10

2024

Gender as shown in passport

Male

Date of birth as shown in passport

02

02

1978

Sitepu 11. Taie'í ki ai ho fonua fá'ele'í, vahefonua (state)/province/vāhengá (region), mo e kolo/kolo lahi.

Country or territory of birth
Samoa
State or province or region of birth
Upolu
Town or city of birth
Apia

Sitepu 12. Kapau 'oku 'i ai ha'o fika 'ilo'i'anga fakafonua (national identity number) 'i he fonua 'okú ke nofo aí, kātaki 'o fakahū 'a e ngaahi fakaikiiki ki aí.

National identity details
Do you have a national identity number? <input checked="" type="radio"/> Yes <input type="radio"/> No
National identity number 123456
Country or territory of issue Samoa

Sitepu 13. Kapau ko ha tangata'i fonua koe 'o ha fonua kehe, kātaki 'o 'omai 'a e fakaikiiki. Te ke ala lomi'i 'a e 'add another country of citizenship' kapau 'oku 'i ai ha ngaahi fonua lahi ange ke lekooti.

Other citizenships
Do you hold any other citizenships? <input checked="" type="radio"/> Yes <input type="radio"/> No
Enter details of all other countries you are a citizen of
Country of citizenship Start typing and select a country from the list...
Do you hold a passport in this citizenship? <input type="radio"/> Yes <input type="radio"/> No
+ ADD ANOTHER COUNTRY OF CITIZENSHIP

Tukuhake (uploading) 'o ha lau'i tā

Sitepu 14. Tukuhake ho lau'i tāá 'aki ha'o lomi'i 'a e 'Choose file'. Kapau 'oku ola lelei 'a hono tukuhaké, 'e 'asi atu 'a e 'confirmed' 'i heni.

Ko ho lau'i tā visá kuo pau ke si'i hifo 'i he māhina 'e 6 hono fuoloá mo pau ke ne fakakakato 'emau ngaahi fiema'u ki he lau'i tāá: www.immigration.govt.nz/new-zealand-visas/apply-for-a-visa/tools-and-information/acceptable-photos

Kātaki 'o 'oua te ke faka'aonga'i ki heni 'a e peesi 'i ho'o paasipootí 'oku 'i ai 'a e lau'i tāá.

Upload photo


Your visa photo must be less than 6 months old and must meet [our photo requirements](#). Do not use the photo page of your passport.

When you upload your photo, it must be:

- a .jpeg or .jpg file
- between 500 KB and 3 MB
- between 900 x 1200 pixels and 2250 x 3000 pixels.

Upload your photo

No file chosen



Sitepu 15. Fakahū ‘a e ngaahi fakaikiiki ki he feitu‘u ‘okú ke nofo aí ‘i he taimi ‘okú ke fakahū mai ai ‘a e tohi kole ko ‘eni. Taife‘i ki ai ‘a e tu‘asila ki he ‘api ‘okú ke nofo aí, tu‘asila ‘imeilí mo e fika fetu‘utaki ‘okú ke loto ke fakahoko atu ki ai ‘a e fetu‘utakí pe ko ha fika kehe okú ke loto ke ngāue‘aki. ‘E tokoni eni ke mau fetu‘utaki atu kiate koe.

Current country or territory

Samoa

Your current physical address

Beach RD, Apia, WSM

Is your postal address the same as your physical address?
Select No if you want to receive mail at a different address from your current physical address.

Yes No

Email address

We will use your online account as your primary contact address. Your nominated email address will be used to notify you when we have sent notices, documents and other communications to your online account. Please provide us with an email address you check regularly and where emails will be received without issue.

Firstname.LastName@YourEmail.com

ALERT
Please check that you have entered your email address accurately.

Applicant's preferred contact number

Enter country code, area code and phone number with no spaces e.g. +641239876544 (maximum of 16 characters)

+68512345

Lomi‘i ‘a e ‘Save and continue’, ‘i he kongā taupotu ki lalo ‘o e peesí.

Sitepu 16. Fakatonuki ‘a e ‘yes’ pe ‘no’ kapau ko ha mēmipa falala‘anga koe (premium loyalty member) ‘o ha polokalama ‘oku tokanga‘i ‘e ha taha ‘o ‘emau ngaahi hoa ngāué.

Do you have membership with one of Immigration New Zealand's tourism partners?
Please ensure you check that you are a premium loyalty programme member.

Yes No

Fakamatala lahi ange fekau‘aki mo ‘eni ‘i he ‘emau uepisaití: www.immigration.govt.nz/new-zealand-visas/apply-for-a-visa/tools-and-information/general-information/special-visa-processing-arrangements

Fakamo'oni ki he tokoni fakapa'angá

Sitepu 17. 'Oku 'eke atu 'i he ngaahi fehu'i ka hoko maí fekau'aki mo e tokoni fakapa'anga lolotonga ho'o folau 'oku palani ke fakahoko ki Nu'u Silá.

Fakatonuki 'a e 'yes' kapau 'oku malava ke ke fakapa'anga pē 'e koe 'a ho'o nofó, kau ai mo e hoko atu 'a ho'o folau. Kapau 'oku 'no', te ke fiema'u ha siponisā ke ne tokoni'i koe. 'Oku ma'u atu 'a e makatu'ungá mo e foungó 'i heni: www.immigration.govt.nz/new-zealand-visas/apply-for-a-visa/tools-and-information/sponsorship/criteria-and-process-for-sponsors

Your financial support

Are you able to financially support yourself during your stay – including onward travel?

Yes No


Do you have a New Zealand person or New Zealand organisation sponsoring your stay?

Yes No

ALERT

Your sponsor will be required to complete an online sponsorship form.

Kapau 'oku siponisā 'a ho'o nofó 'e ha tokotaha pe kautaha Nu'u Sila, kuo pau ke fokotu'u 'e he siponisaá 'a 'enau 'akauni RealMe pē 'a kinautolu pea 'oatu kia koe 'enau **sharing ID** 'oku hā 'i he 'My dashboard'.

NEW ZEALAND IMMIGRATIONLOG OUT

My dashboard My visas Employ migrants My sponsorships

Welcome to Immigration Online

My sharing ID is CSC-Y5B1W6-2022--161848

People will need to enter your sharing ID in their online application in order to give you access to an application or network, or to nominate you as a sponsor. If you want to share your application or network with another person, ask for their sharing ID.

'E kole atu 'amui ange 'i he kongá ki he 'Supporting documents' ke fakahū 'a e **sharing ID** ko 'ení kau ai 'a e hingoa mo e tu'asila 'imeili 'o e tokotaha siponisaá. Kātaki 'o fakapapau'i 'oku tonu 'a e ngaahi fakaikiiki ko 'ení he temau 'imeili atu ki ho'o tokotaha siponisaá 'o kole ke nau fakafonu ha foomu siponisā 'i he 'initaneti.

Sponsor details

Name of your sponsor
Full name of the person or organisation sponsoring you.

MySponsorFirstName LastName

Sponsor's email address

MySponsor@Email.com

ALERT
This email address will be used to communicate with your sponsor. Please provide an email address that they check regularly and check that you have entered it accurately.

Sponsor's sharing ID
Contact your sponsor to get their [Sharing ID](#). Please copy and paste the number or type carefully.

CSC-Y581W6-2022-161848

Fakatonuki 'a e 'yes' kapau 'oku 'i ai ha'o nofo'anga kuo 'osi totongi kimu'a pe nofo mo ha fāfāhina/ngaahi kaungāme'a pea kātaki 'o fakahū 'a e tu'asilā kakato kapau 'okú ke 'ilo ia. Kuo pau ke ke ma'u ha pa'anga 'ikai toe si'isi'i hifo 'i he NZD \$400 'oku tuku 'atā ma'á e tokotaha takitaha, ki he māhina takitaha 'o e nofó.

Kapau 'oku 'ikai ke 'i ai ha'o nofo'anga kuo 'osi totongi kimu'a, kuo pau leva ke ke ma'u ha pa'anga 'ikai toe si'isi'i hifo 'i he NZD \$1000 'oku tuku 'atā ma'á e tokotaha takitaha, ki he māhina takitaha 'o e nofó.

Do you have prepaid accommodation?

Yes No

Full address of accommodation - if known
If you are staying at more than one address, enter the first address.

Start typing and select the complete address from the list, select 'Enter manually...' if not found

Do you have at least NZD \$400 available for each person, each month?

Yes No

Fili me'i he drop-down menu, pe ko e hā 'a e fakamo'oni te ke ala 'omai ki he hokohoko atu ko ia 'a ho'o folaú. Kapau te ke fili 'a e 'other', kātaki 'o 'omai ha toe fakaikiiki ange.

What evidence of onward travel will you provide?

Other

I have evidence of a pre-paid booking

I have sufficient funds to purchase travel


Other

Sitepu 18. Fakatonuki ‘a e ‘yes’ pe ‘no’ kapau ‘oku fiema’u ha’o visa ki ha folau hokohoko (multiple journey visa). Fakahū ‘a e ‘aho ‘oku fakafuofua te ke tū’uta ai ‘i Nu’u Silá mo e taimi te ke mavahe aí.


Your stay in New Zealand

Do you require a multiple journey visa?
Select Yes if you intend on travelling in and out of New Zealand with this visa.
 Yes No

Estimated date of arrival in New Zealand

<i>dd</i>	<i>mm</i>	<i>yyyy</i>	
-----------	-----------	-------------	---

Estimated date of departure from New Zealand

<i>dd</i>	<i>mm</i>	<i>yyyy</i>	
-----------	-----------	-------------	---

Sitepu 19. Kapau ‘oku fakakau ‘i he tohi kole ko ‘ení ha tokotaha ‘oku si’i hifo hono ta’u motu’á ‘i he 16 pea palani ke nofo ‘o laka hake ‘i he māhina ‘e 12, kuo pau ke ‘i ai ha fakangofua ke nau folau mo ha tokotaha pē ‘o e ongo mātu’á. Kuo pau ke ‘omai ha fakamo’oni ki he tokotaha tauhi ki he ki’i leká (sole custody) pe fakangofua meí he mātu’á ‘e tahá. Fili ‘a e founga (option) ‘oku fekau’aki mo e tohi kole ko ‘ení.

This application includes:

<input type="checkbox"/>
<input type="checkbox"/>
<input type="checkbox"/>
<input type="checkbox"/>
<input type="checkbox"/>
<input type="checkbox"/>
<input type="checkbox"/>
<input type="checkbox"/>

No one under 16
At least one applicant is under 16 and staying in NZ for 12 months or less
At least one applicant is under 16, staying in NZ for more than 12 months and travelling with both parents
At least one applicant is under 16, staying in NZ for more than 12 months and travelling with their sole custody parent
At least one applicant is under 16, staying in NZ for more than 12 months and travelling with just one of their parents

Lomi’i ‘a e ‘Save and continue’, ‘i he kongá taupotu ki lalo ‘o e peesí.

Ngaahi Konga ki he 'Ulungaangá & Mo'ui Lelei

Sitepu 20. 'Oku 'i ai 'a e ngaahi fehu'i 'e fā 'i he konga ko 'ení ke vakai'i pe 'okú ke fakakakato 'a e ngaahi fiema'u fakae'ulungaanga ki he visa ko 'ení. Kapau te ke fakatonuki 'a e 'yes' ki ha taha 'o e ngaahi fehu'i ko 'ení, 'e fiema'u ke ke 'omai ha toe ngaahi fakaikiiki fakalahi. Kātaki 'o tali totonu 'a e ngaahi fehu'i ko 'ení he 'e malava ke uesia ho'o visá kapau te ke fufuu'i ha me'a.

Character details

Have you ever been convicted at any time of any offence, including any driving offence?
You must include all overseas convictions. You do not need to include New Zealand convictions covered by the [New Zealand Criminal Records \(Clean Slate\) Act 2004](#).

Yes No

Are you currently under investigation, wanted for questioning, or facing charges for any offence in any country including New Zealand?

Yes No

Have you ever been expelled, deported, excluded, removed from or refused entry to any country?

Yes No

Have you ever been refused a visa or permit by any country excluding New Zealand?

Yes No

Lomi'i 'a e 'Save and continue', 'i he konga taupotu ki lalo 'o e peesi.

Sitepu 21. Ko e fakamatala te ke 'omai 'i he konga ki he mo'ui lelei 'e fakamahino ai pe 'oku ma'u 'e ho'o tu'unga mo'ui lelei 'a e ngaahi fiema'u ki he visa ko 'ení. Kapau te ke fakatonuki 'a e 'yes' ki ha taha 'o e ngaahi fehu'i ko 'ení, 'e fiema'u ke ke 'omai ha toe ngaahi fakaikiiki fakalahi. Kātaki 'o tali totonu 'a e ngaahi fehu'i ko 'ení he 'e malava ke uesia ho'o visá kapau te ke fufuu'i ha me'a.

Tuberculosis

Do you have tuberculosis?

Yes No

Medical care during your stay in New Zealand

Do you have any medical condition that requires, or may require, one or more of the following during your stay in New Zealand?

Renal dialysis
Renal dialysis is a medical treatment required by people who have experienced kidney failure.

Yes No

Hospital care

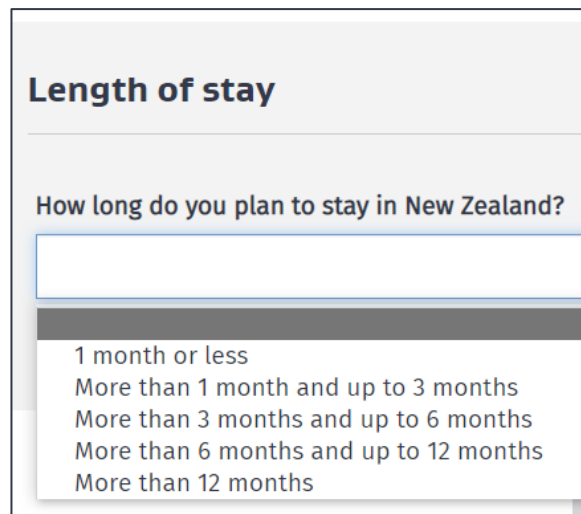
Yes No

Residential care
Residential care is long-term care provided in live-in facilities for the aged or for people with physical, sensory, intellectual or psychiatric disabilities.

Yes No

'E ala fiema'u atu 'amui ange ke ke 'omai ha ngaahi tohi fakamo'oni mo'ui lelei. Hili pē ho'o fakahū 'a e foomu ko 'ení, te mau vakai'i ha ngaahi tohi fakamo'oni mo'ui lelei na'e 'omai kimu'a pea fakahā atu pe 'oku fiema'u ke ke 'omai ha tohi fakamo'oni.

Sitepu 22. Kātaki ‘o fili meí he drop-down menu, ‘a e fuoloa ho’o nofo ‘i Nu’u Silá.



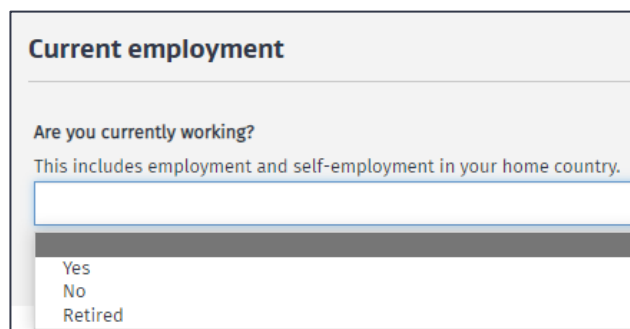
Length of stay

How long do you plan to stay in New Zealand?

1 month or less
More than 1 month and up to 3 months
More than 3 months and up to 6 months
More than 6 months and up to 12 months
More than 12 months

Lomi’i ‘a e ‘Save and continue’, ‘i he kongá taupotu ki lalo ‘o e peesí.

Sitepu 23. Fili meí he drop-down menu, kapau ‘okú ke lolotonga ngāue, ‘ikai ngāue pe mālōlō penisoni meí he ngāue. ‘Oku kau ki heni ‘a e ngāue ‘i ha ngāue’anga pe ngāue pē ma’á u ‘i he fonua ‘okú ke nofo aí.

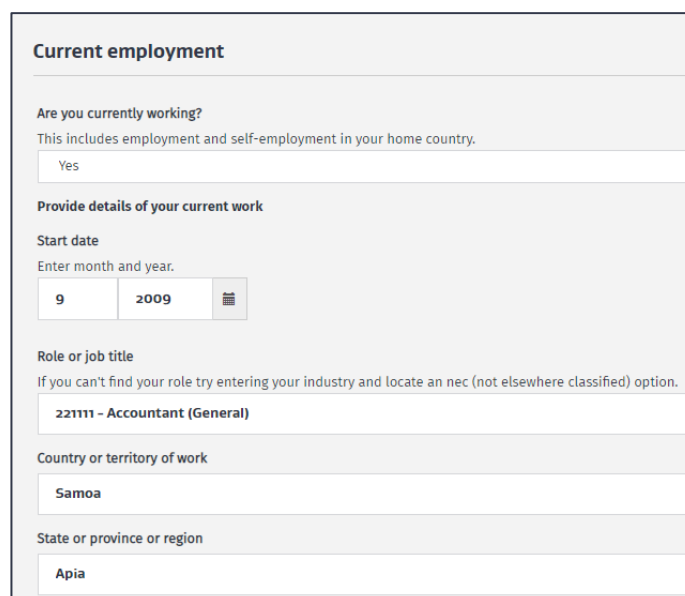


Current employment

Are you currently working?
This includes employment and self-employment in your home country.

Yes
No
Retired

Kapau ‘okú ke ngāue, ‘e ‘eke atu ‘a e ngaahi fakaikiiki fekau’aki mo ho’o ngāue lolotonga. Kapau kuó ke mālōlō penisoni, ‘e kole atu ke ke ‘omai ‘a e ngaahi fakaikiiki fekau’aki mo ho’o ngāue totongi fakamuimui tahá.



Current employment

Are you currently working?
This includes employment and self-employment in your home country.

Yes

Provide details of your current work

Start date
Enter month and year.

9 2009

Role or job title
If you can't find your role try entering your industry and locate an nec (not elsewhere classified) option.

22111 - Accountant (General)

Country or territory of work

Samoa

State or province or region

Apia

Lomi’i ‘a e ‘Save and continue’, ‘i he kongá taupotu ki lalo ‘o e peesí.

Sitepu 24. Fili meí he drop-down menu, ‘a e founa te ne fakamatala’i lelei taha ho tu’unga nofo fakamali (partnership) lolotongá.

‘Oku ‘i he ‘emau uepisaití ‘a e faka’uhinga ‘a e Immigration New Zealand ki he tu’unga nofo fakamali:
<https://www.immigration.govt.nz/about-us/site-information/glossary#partner>

Relationship status

What is your partnership status?
You must choose the option that best describes your current partnership status. [Definition of partner.](#)

Single
Married / in civil union
Partner / de facto
Engaged
Separated
Divorced
Widowed

Sitepu 25. Kapau ‘oku ‘i ai ha ní’ihi ‘okú ke fetu’utaki mo kinautolu ‘i Nu’u Sila, kātaki ‘o ‘omai honau ngaahi fakaikiikí. ‘E ala kau ki he ní’ihi ‘oku mou fetu’utakí ha ngaahi kaungāme‘a mo e fāmili ofi. Lomi‘i ‘a e ‘add another contact’ ke tānaki mai ha ngaahi fetu’utaki lahi ange kapau ‘e fiema’u.

New Zealand contacts

Do you have any contacts in New Zealand?
 Yes No

Provide the name, address and contact details of any friends, relatives or contacts you have in New Zealand
It is not necessary to list all acquaintances. Contacts could include close friends and family.

Contact's given or first name
ContactFirstName

Contact's middle names
ContactMiddleName

Contact's surname or family name
ContactLastName

Contact's relationship to you
Family

Contact's date of birth
2 2 1978

Enter their address
21 Compton Crescent, Taita, Lower Hutt, Wellington, 5011, NZL

Enter their contact number
Enter country code, area code and phone number separated by spaces e.g. +64 123 9876544
+642112345678

Enter their email address
MyContact@Email.com

+ ADD ANOTHER CONTACT

Lomi‘i ‘a e ‘Save and continue’, ‘i he konga taupotu ki lalo ‘o e peesí.

Fakafonu 'a e foomú 'o fakafofonga'i ha taha

Sitepu 26. Kapau 'okú ke fakafonu 'a e foomu ko 'ení ma'á ha tokotaha kehe, fakatonuki 'a e 'yes' 'i he fehu'i ko 'ení pea fili meí he drop-down menu ho fatongia ki aí. 'E kole atu ke ke 'omai ho hingoá, tu'asilá, mo e ngaahi fakaikiiki ki he fetu'utakí.

Person completing form

Are you completing this form on behalf of someone else?
You are only completing this form on behalf of someone else if you are not included in the application. Select No if you are applying for a visa for yourself and have included additional people in the same application.
 Yes No

In what capacity are you completing this form?

Licensed immigration adviser
Person exempt from licensing
Parent or guardian of a dependent child who is under 18 years of age
Assisting by recording information on the form

Provide the name, address and contact details of the person completing the form.

Given or first name

Surname or family name

Company or organisation name – if applicable

Ko e kakai 'e ní'hi 'oku nau 'oatu ha fale'i faka'imikuleisoni 'e ala fiema'u ke laiseni kinautolu. Ki ha fakamatala lahi ange, vakai ki he www.immigration.govt.nz/assist-migrants-and-students/advise-migrants/regulations-and-licensing/licensing

Fakatonuki 'a e 'no' ki he fehu'i ko 'ení kapau 'okú ke fakafonu 'a e foomu ko 'ení ma'á u pē mo ha kakai kehe 'oku fakakau 'i he tohi kole ko 'ení. Kapau kuó ke ma'u atu ha tokoni pe fale'i faka'imikuleisoni, kuo pau ke ke fakamatala'i 'a e natula 'o e fale'i mo 'omai 'a e ngaahi fakaikiiki 'o e tokotaha tokoní.

Person completing form

Are you completing this form on behalf of someone else?
You are only completing this form on behalf of someone else if you are not included in the application. Select No if you are applying for a visa for yourself and have included additional people in the same application.
 Yes No

Advice

Section 7 of the Immigration Advisers Licensing Act 2007 defines immigration advice as 'using, or purporting to use, knowledge of or experience in immigration to advise, direct, assist, or represent another person in regard to an immigration matter relating to New Zealand, whether directly or indirectly and whether or not for gain or reward'.
→ [Adviser licensing information](#)

Have you received assistance or immigration advice relating to this application?
 Yes No

Lomi'i 'a e 'Save and continue', 'i he kongá taupotu ki lalo 'o e peesí.

Tukuhake 'o e PDFs

Sitepu 27. Makatu'unga 'i he fakamatala kuó ke 'omaí, kuo pau ke ke tukuhake (upload) 'a e ngaahi me'a fakapepa ko 'ení ke poupu'í ho'o tohi kole visá.

Kuo pau ke 'i he PDF (Portable Document Format) 'a e lahi 'o e me'a fakapepa takitaha pea 'oua 'e laka hake 'i he 10MB. Kapau 'oku lahi ho'o ngaahi me'a fakapepa ke tukuhake ko ha fakamo'oni ki he fiema'u tatau, fakataha'i kotoa kinautolu ki ha PDF 'e taha kimu'a pea toki tukuhake ia.

Ki ha tokoni fekau'aki mo e tukuhake 'o e ngaahi me'a fakapepá, vakai ki he www.immigration.govt.nz/about-us/our-online-systems/applying-for-a-visa-online/immigration-online/how-to-use-immigration-online/uploading-documents-photographs

Lea Faka-Pilitānia pe ngaahi liliu leá

Kuo pau ke ke fakatonuki 'a e 'yes' ki he fehu'i ko 'ení kapau 'oku 'i he lea faka-Pilitāniá 'a e ngaahi me'a fakapepa kotoa pē 'oku 'amanaki ke ke tukuhaké.

Are all the documents you intend to upload in English?

Yes No

Tiki'i ' 'ikai' kapau ko ho'o ngaahi fakamatala fakapepa 'oku 'ikai ke 'i he lea faka-Pilitania. Kapau ko e me'a ia 'oku hoko, kuo pau ke ke 'oatu ha ngaahi liliu faka-Pilitania ki ha fa'ahinga fakamatala fakapepa 'aia 'oku te'eki ai ke 'i he lea faka-Pilitania mo ho'o tohi kole. 'Oku kau heni 'a e ngaahi tohi fakamo'oni fakafaito'o mo e tohi fakamo'oni mei he kau polisi pea mo e ngaahi poupu fakapepa kotoa pe.

Upload ho'o ngaahi tatau 'o e ngaahi me'a fakapepa ko ia, fakataha mo e ngaahi liliu faka-Pilitania kuo fakamo'oni'i 'i he puha upload 'oku 'oatu.

Ke ma'u ha toe fakamatala lahi ange ki he ngaahi liliu faka-Pilitania 'oku mau tali, te ke lava 'o lau lahi moia heni: www.immigration.govt.nz/english-translation

Ke tukuhake ho'o ngaahi me'a fakapepá, lomi'i 'a e 'browse' pea fakaava 'a e failé 'i ho'o komipiutá. 'E 'asi atu 'a e hingoa 'o e failé 'i heni kapau na'e ola lelei 'a hono tukuhaké.

Fakamo'oni ki he 'ilo'i'angá (identity)

'I he kongá ko 'ení, kuo pau ke ke tukuhake 'a e ngaahi peesi 'oku fiema'u atú 'i ho'o:

- paasipootí pe me'a fakapepa ki he folau
- kaati 'ilo'i'anga fakafonuá – kapau 'oku ma'u ia
- visá kapau 'okú ke nofo 'i ha fonua 'oku 'ikai ke ke tangata'i fonua ai. Kapau 'oku 'i ai 'a ho'o totonu ke ke nofo 'o 'ikai fiema'u ki ai ha visa, tukuhake ha me'a fakapepa 'o fakamatala'i mai 'a e tūkunga ko iá.

Identity evidence

Upload the relevant pages of the passport or travel document you will be travelling on

Your passport or travel document
Include any pages with your photo, personal details, details of your family, name change endorsement or extensions to expiry date.

BROWSE

Your national identification card – if available
Providing your identification card can help us process your application. If you have more than one identification card, scan all into one document and upload.

BROWSE

Are you living in a country that is not your country of citizenship?
 Yes No

What country are you living in?

Evidence of the visa that entitles you to live in that country
If you have the right to reside without a visa, upload a document explaining the circumstances.

BROWSE

Fakamo’oni ki he taumu’a ‘o e folau’

‘I he kongā ko ‘enī, kuo pau ke ke tukuhake ‘a ho’o:

- tohi folau’ (travel itinerary) pe ko ha me’a fakapepa ‘oku fakaikiiki ai ho’o ngaahi palani
- tohi folau pe ko ha me’a fakapepa ‘oku fakaikiiki ai ‘a ho’o ngaahi palani ki he ngaahi fefolau’aki hokohoko ‘oku ‘amanaki ke ke fakahoko (kapau ‘oku kaunga eni)
- fa’ahinga fakamatala kehe pē pe fakamo’oni ke pou pou’i ‘a e ‘uhinga ki ho’o folau’

Purpose of visit evidence

Evidence of your plans in New Zealand
This could be a travel itinerary or a document detailing your plans.

BROWSE

Evidence of multiple journeys to New Zealand
This could be a travel itinerary or a document that details your intended multiple journeys in and out of New Zealand .

BROWSE

Fakamo’oni ki ha taumu’a ‘oku mo’oni (genuine intent)

‘I he kongā ko ‘enī, kuo pau ke ke tukuhake:

- ‘a e tohi mei ho’o ngāue’angá ‘oku fakahaa’i ai kuo tali ke ke mavahe meí he ngāué mo e ‘aho ‘oku fiema’u ke ke foki ange aí
- ‘a e tohi fakangofua ke mavahe meí he ‘apiakó ‘a e fānau ‘oku kei akó

- ha tataau 'o ho'o visa 'Aositelēliá kapau 'okú ke palani ke ke folau ki 'Aositelēlia kimu'a pe 'i he hili pē 'a ho'o 'a'ahi maí (kapau 'oku kaunga eni)
- ha ngaahi fakamo'oni kehe lahi ange 'e tokoni ki he 'emau vakai'i 'o ho'o ngaahi taumu'á. 'E ala ma'u ha fakamatala lahi ange 'i he: www.immigration.govt.nz/new-zealand-visas/preparing-a-visa-application/character-and-identity/bona-fide/evidence-genuine-visitor

Evidence of genuine intent

Evidence from your employer showing that your leave from work is approved
An optional upload to confirm your intent to return to work in your home country

BROWSE

Evidence of your Australian visa – if applicable
If you plan to travel to Australia immediately before or after your visit to New Zealand, uploading evidence of it here will assist us in processing your application.

BROWSE

Other evidence of genuine intent
In addition to the evidence provided above, additional evidence will help with assessing whether you genuinely intend to stay in New Zealand temporarily and will comply with the conditions of your visa.
→ [Genuine intentions to visit, study or work in New Zealand](#)

Do you want to upload other evidence of your genuine intent in support of your application?
 Yes No

Provide details of the other evidence you wish to upload

Type

Cover letter

Family declaration

Home country government evidence

Letter from employer - (genuine Intent)

Other country immigration status

Other genuine intent evidence

Personal circumstances

+ ADD ANOTHER DOCUMENT

Fakamo'oni ki he me'a fakapa'angá

'I he kongá ko 'ení, kátaki 'o tukuhake:

- 'a e ngaahi fakamatala fakapangikē pe fakapa'anga 'oku 'i ho hingoá, pe hingoá 'o ha taha 'o kinautolu 'oku fakakau 'i he tohi kolé, pea kuo pau ke hā ai 'a e hisitōlia fakapa'anga 'oku 'ikai toe si'i ange 'i he māhina 'e 6. Fakataha'i kotoa 'a e ngaahi peesi pea tukuhake ia ko ha pepa pē 'e taha
- fakamo'oni 'o e mēmipa 'i he Tourism Industry Partnership, kapau 'oku kaunga eni
- fakamo'oni kuo totongi kimu'a 'a e nofo'angá kiate kinautolu kotoa 'oku fakakau 'i he tohi kole ko 'ení
- fakamo'oni kuó ke totongi 'a e hokohoko atu 'a e folau 'a kinautolu kotoa pē 'oku fakakau 'i he tohi kole ko 'ení

Type of statement
For example: bank savings, current account, credit card, term deposit, loan statement, or a combination.

Bank savings

Bank or organisation name
National Bank of Samoa

Bank or organisation branch
Apia

Bank or organisation manager
Fetu Smith

Value of funds reflected by these documents
NZD \$3,000 - \$4,199

Statements

BROWSE

Evidence of your Tourism Industry Partnership membership
Check the [INZ website](#) for evidence where required. Where you are required to provide multiple documents, combine them into one PDF for upload.

BROWSE

Evidence of pre-paid accommodation for all applicants in this application

BROWSE

Evidence you have paid for onward travel for all applicants in this application

BROWSE

Ngaahi fakamo'oni kehé

Kapau 'oku 'i ai ha'o ngaahi fakamo'oni kehe ke pou pou ki ho'o tohi kolé, kātaki 'o tukuhake ia.

Other evidence

Do you have any other evidence to support your application that you want to upload?

Yes No

ALERT
You should only add one document per type. If you have multiple pages for the same category, combine them into one PDF.

Enter details of the other evidence you want to upload

Type

▼

- Academic transcript
- Additional passport
- Birth certificate
- Cover letter
- Driver's licence
- Evidence of character
- Household registration
- IELTS certificate
- Medical insurance confirmation
- Other document, not listed
- Other evidence of English language
- Other evidence of identity
- Other financial information
- Other medical information
- Police certificate
- Qualification - (Work History)

Hili ho'o fakahu (upload) 'a e ngaahi me'a fakapepa kotoa 'oku fie ma'u, kataki 'o tiki'i 'a e puha ke fakaha 'oku ne fakafofonga'i totonu 'a e ngaahi fakamatala kuo ke fai 'i he foomu ko 'eni. Kuo pau foki ke ke fakahā kuó ke 'omai 'a e ngaahi liliu faka-Pilitānia ki ha fa'ahinga fakamatala fakapepa 'aia 'oku te'eki ai ke 'i he lea faka-Pilitāniá. Lomi'i 'i he ' Save and continue '.

Declaration

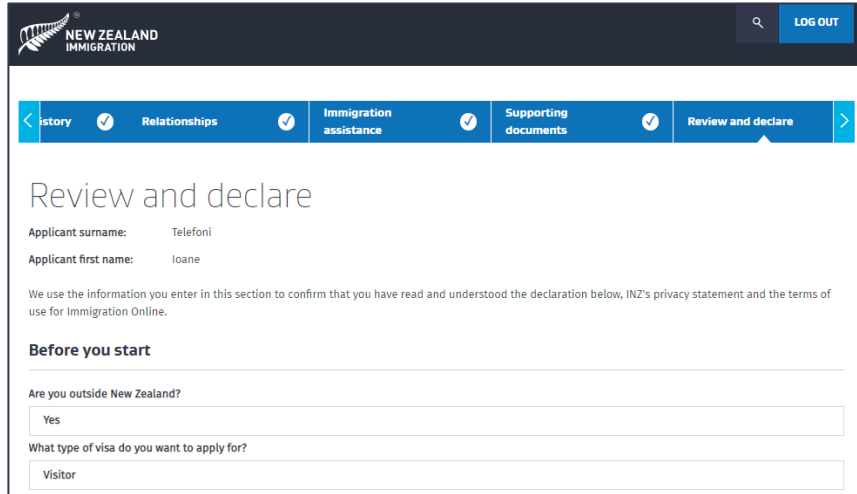
I have checked that the documents I have uploaded accurately represent the statements made in this form

I have provided English language translations for any documents not already in English

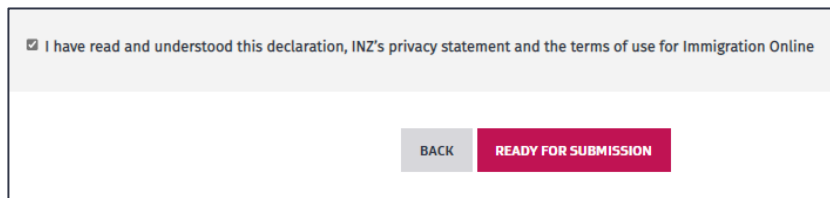
WARNING
English language translations must be provided for any documents not already in English. If you do not provide translations for your supporting documents your application may be declined.

[Acceptable translation requirements](#)


Sitepu 28. Kātaki ‘o toe vakai’i ‘a e fakamatala kotoa pē kuó ke ‘omaí. Kapau ‘oku fiema’u ke ke liliu ha me’a, te ke lava ‘o fakahoko eni ‘aki ha’o lomi’i ‘a e ‘back’ ‘i he tafa’aki taupotu ki lalo ‘o e peesí.



Sitepu 29. Ko ho’o fiemālie pē ‘oku tonu ‘a e fakamatala kuó ke ‘omaí, ‘e fiema’u leva ke ke fakahoko ha fakapapau. Kātaki ‘o lau tokanga eni pea fakatonuki ‘a e puhá kapau ‘okú ke mahino’i ia. Pea lomi’i leva ‘a e ‘Ready for submission’. ‘I he a’u ki hení, ‘e fakafoki koe ki he peesi kamatá.



Sitepu 30. Kapau ‘okú ke fakakau ho hoá mo e/pe fānau ‘oku fakafalala atu kia koé ‘i ho’o tohi kolé, kātaki ‘o fakapapau’i kuo fakafonu ‘a e foomú ma’a kinautolu, kau ai mo hono tukuhake ‘o e fakamo’oni ki ho mou vā fekau’akí. Ko ‘ene hā atu pē ‘a e ‘Ready for submission’ ‘i he ngaahi tu’unga kotoa (statuses) ‘oku nau ‘i aí, te ke lava leva ‘o lomi’i ‘a e ‘pay & submit application’ ke ‘ave ai koe ki he sitepu faka’osí.

Application summary  **PAY & SUBMIT APPLICATION**

Application name **VV00218562 Ioane Smith Telefoni Visitor Visa - General**

Application ID **VV00218562**

Status **Draft**

Applicants
Some visa types allow more than one applicant in an application. If so, the Add another applicant button will display.

ADD ANOTHER APPLICANT

Surname or family name ↓	Given or first name	Applicant type	Action	Status	Options
Telefoni	Marian	Secondary	CONTINUE	Ready for submission	▼
Telefoni	Ioane	Primary	CONTINUE	Ready for submission	

Totongi

Sitepu 31. Faka'osí, kātaki 'o vakai'i kotoa 'a e ngaahi totongi ki he tohi kolé. Fili meí he drop-down menu, 'a e founa te ke ngāue'aki ki he totongi pea lomi'i 'a e 'next' 'i he tafa'aki taupotu ki lalo 'o e peesí.

Review application costs


You must pay the application fee online with a credit or debit card (Visa, Mastercard, JCB or AMEX), Union Pay or POLi. Immigration New Zealand will begin processing your application once the payment is received and cleared. There is no refund regardless of the application result.

Item	Base	Tax amount	Waived/Exempt amount	Total cost
Ioane Smith Telefoni - Visitor - General - Application fee - VV00218562	\$150.00	\$0.00		\$150.00
Ioane Smith Telefoni - Visitor - General - Immigration Levy - VV00218562	\$21.00	\$0.00		\$21.00
Visitor - General - International Visitor Levy (IVL)	\$0.00	\$0.00		\$0.00
Visitor - General - International Visitor Levy (IVL)	\$0.00	\$0.00		\$0.00

Payment method

POLi
Credit or debit card
UnionPay

Sitepu 32. 'E tataki koe ki he konga totongi 'o e foomu 'initaneti ke tñaki ki he fakaikiiki 'o ho'ó kaati pe fakaikiiki fakapangikē ki he POLi. Te ke sio ki ha fekau kuo fakapapau'i hili 'a hono fakahoko 'eni.



**NEW ZEALAND
IMMIGRATION**

Enter your payment details

Card Number

Card Expiry Date

Card Security Code

Name on Card

Payment Amount **\$171.00**

Fakamālō atu 'i ho'o tohi kole ki he visa ko 'ení, pea te mau fetu'utaki atu kiate koe hili ha'amau fakahoko ha tu'utu'uni pe kapau 'e fiema'u ke mau kole ha fakamatala lahi ange meiate koe. Ki ha fakamatala fekau'aki mo e fuoloa 'o e taimi 'e fakahoko ai 'a e ngāue ki ho'o tohi kolé vakai ki he uepisaiti 'a e INZ.

www.immigration.govt.nz/processingtimes

A idusidusi ni kerei ena komipiuta ni dua na ivolatara ni curu vanua va-gade ki Niusiladi

Lewenivola

Dolava ka curu ena/na nomu akaude ni RealMe.....	108
Na sala o rawa ni vakacuruma tale kina e dua na kerekere	111
Vakacuruma na itaba.....	115
Na ivakadinadina ni o rawa ni qaravi iko vakailavo	117
Tabana me baleta na Bula, iVakarau kei ni iTovo	120
Vakalewena na fomu ena vukuna e dua tale.....	123
Vakacurumi ni itukutuku veikauyaki na PDFs.....	124
Kena saumi	130

Me baleta na idusidusi oqo

Na inaki ni ivola dusidusi oqo me solia na veitokoni vei ira e ra via kerea na ivolatara ni curuvanua va-gade. Oqo e oka kina na itaba se iyaloalo kei na veidusimaki ni kena vakarautaki vinaka na fomu e rawarawa na kena vakatulewataki ena gauna e yaco yani kina. E sa okati tiko kina e so isema ki na so na website ena vosa vakavavalagi o rawa ni kunea kina na veivuke.

Na ivakaraitaki e biu ena ivola qo e nomu idusidusi ga, ia yalovinaka mo vakarautaka na nomu itukutuku vakataki iko. Mo sauma vakadodonu na taro, baleta kevaka e sega ena rawa ni vakaleqa na macala ni nomu kerekere.

Me baleta na ivolatara ni curuvanua va-gade ki Niusiladi

Vakayagataka na visitor visa (ivolatara ni lako va-gade) kevaka o via curu mai ki Niusiladi va-saravanua, sikovi ira na lewe ni vuvale kei na itokani se vuli ena dua na gauna lekaleka. E rawa wale ga ni vakau na kerekere ena komipiuta.

O na gadreva me veirauti na ilavo me tokoni iko kei ira taucoko era okati ena nomu kerekere ena gauna ni nomuni tiko se dua e rawa ni veitokoni me vukei iko. E sega ni rawa ni o cakacaka ena ivolatara ni gade.

Mo nanuma ni o ira taucoko e tiko vei ira na pasipote ni Ositerelia kei na so tale na vanua e sega ni gadrevi mera kerea na veivakadonui ni ivolatara mera curu mai ki Niusiladi, ia e na gadrevi me tiko na nodra iVola ni Veivakadonui ni Curu ki Niusiladi e tabaki ena komipiuta na NZeTA (New Zealand Electronic Travel Authority).

Na yaca ni vanua taucoko e sega ni gadrevi mera kerea na ivolatara ni curuvanua ki Niusiladi ia e dodonu me tiko na nodra iVola ni Veivakadonui ni Curu ki Niusiladi e tabaki ena komipiuta na NZeTA e rawa ni kunei ena: www.immigration.govt.nz/new-zealand-visas/preparing-a-visa-application/your-journey-to-new-zealand/before-you-travel-to-new-zealand/visa-waiver-countries

Yalo vinaka vakarautaka rawa tu

Ena gadrevi na veika oqo kevaka e vinakati me vakacavari na nomu kerekere:

- A RealMe account. Mo dolava e dua:
www.immigration.govt.nz/new-zealand-visas/apply-for-a-visa/tools-and-information/general-information/how-to-create-a-realme-account
- E dua na credit se debit card – keitou vakadonuya na Visa, Mastercard, Union Pay, AMEX, JCB or POLi. Mo raica na isau mo sauma ni kena vakacurumi:
www.immigration.govt.nz/new-zealand-visas/apply-for-a-visa/tools-and-information/tools/office-and-fees-finder
- Me dua na komipiuta e veiganiti na totolo ni initaneti
- Me dua na itaba e vakadonui ena curu vanua ena kena ivakarau na jpg (se na jpeg):
www.immigration.govt.nz/new-zealand-visas/apply-for-a-visa/tools-and-information/acceptable-photos
- Na nomu itukutuku bibi e ra sa tabaki ena misini se komipiuta ena ivakarau ni iVola Tukutuku Veikauyaki na Portable Document Format (PDF)
- Na ivolatukutuku e varautaki ka volai ena vosa vaka Viti e dodonu me vakadewataki mai vua e dua e vaka i laiseni ena veivakadewataki ni vosa vaka Viti ki na vosa vaka Vavalagi. Oqo e okati tale ga kina na sitivikiti ni veiqaravi vakavuniwai kei na sitivikiti mai na tabana ni ovisa. E wili tale ga kina na vei volaitukutuku e vakarautaki mai, me tokona na nomuni ivolakerekere. Na isabolo ni kena vakadewataki i dua na ivolaitukutuku kina vosa vaka Vavalagi e wasei tiko ena ulutaga 'Uploading PDFs', ka vakamatatataki tale tiko ga eke:
www.immigration.govt.nz/english-translation
- Kevaka e dua na tamata se dua na isoqosoqo e Niusiladi e tokona na nomu tiko, ena gadrevi me ra dolava tale ga na nodra dui akaude ni RealMe (kevaka e se bera ni tiko e dua) kei na kena vakarau tu na yaca ni nodra imeli kei na kedra itaba ni iVakadinadina. E vakamacalataki vakamatailalai na veika oqo e na 'iVakadinadina ni Veitokoni vakailavo' era koto e ra.

E rawa ni kunei eke na fomu ena komipiuta:

<https://www.immigration.govt.nz/new-zealand-visas/apply-for-a-visa/about-visa/visitor-visa>

E rawa dua ga lewe ni matavuvale me vakauta ena vukumu ena komipiuta na kerekere ni ivolatara ni gade. E dodonu mera vakadeitaka oqo ena fomu ni kerekere ena initaneti. Mo nanuma me duidui na nodra dui akaude ni RealMe o koya e kerekere kei koya e veitokoni.

Na veitarataravi ni veika me caka


Dolava ka curu ena/na nomu akaude ni RealMe

Kena imatai ni ikalawa. E gadrevi mo dolava ka nomu vakayagataka na nomu akaude ni RealMe Kevaka e sega na nomu, e na gadrevi mo dolava e dua ena website ni curuvana.

[CHECK CRITERIA](#)
[APPLY NOW](#)



Apply online

Log in here to apply for your visitor visa. If you do not have an account, you can create one here.

[LOGIN or CREATE AN ACCOUNT](#)


[What is RealMe?](#)

Na akaude na RealMe e dau vakayagataka na Matanitu o Niusiladi e dua na porokaramu taqomaki vinaka me vakarautaka na kena itukutuku e dua ena initaneti.

[Go back to Immigration New Zealand](#)

Login with RealMe

You've been redirected here so you can log in with RealMe

Username

Password

[LOGIN](#)

Create a RealMe login

To access this service you need a RealMe login.

You'll be able to access a range of services with a single username and password. RealMe is designed to protect your privacy and security.

[CREATE YOUR REALME LOGIN](#)

Kena ika rua nii kalawa. E na gauna o sa dolava ka curu rawa kina, mo cakava e dua na kerekere vou ena nomu tabaka na 'My Visas' oti tabaka na 'apply for a visa' se kerea e dua na ivolatara ni curuvanua ena tabana ka tarava.

My visas
Apply for and manage your individual applications.

Manage accreditation and job checks
Before you can employ migrants, you need to apply for employer accreditation. Select Employ migrants to create and manage accreditation and job check applications and to hire migrants.

[MY VISAS](#)

[EMPLOY MIGRANTS](#)



My dashboard > My visas

My visas

Draft applications
Select the Apply for a visa button to create a new application or select Continue from Options dropdown to open and complete a draft application.

[APPLY FOR A VISA](#)

Principal applicant	Application ID	Application type	Created on ↓	Modified on	Options
No draft applications.					

Kena ika tolu ni ikalawa. Raica sobu na tabana ka tarava, ki na 'Your situation' qai tabaka na 'Temporary entry class visa' mai na kena itukutuku ena vakaraitaki mai.

Your situation

These questions ensure this is the right application form for you. Answers to these questions are retained by Immigration New Zealand as part of your application.

Are you applying for a temporary or resident class visa?

- Temporary entry class visa
- Residence class visa

Kena ika va ni ikalawa. Ena tarogi se o tiko ena taudaku kei Niusiladi kei na mataqali ivolatara ni curu vanua cava o via kerea. Kevaka o tiko e Niusiladi ka kerekere tiko ena vukuna tale e dua, yalovinaka mo sauma na vei taro ena vukuna o koya e kerekere. Digitaka na 'Visitor' Gade ena drop-down menu ena initaneti.

Are you outside New Zealand?
 Yes No

What type of visa do you want to apply for?

- Group
- Partner or child of a New Zealand citizen, resident or visa holder
- Student
- Visitor**
- Work

Kena ika lima ni ikalawa. Mai na fomu ena initaneti, yalovinaka digitaka na inaki ni curuvanua ka tabaka na 'start my application' tekivu na noqu kerekere.

Na isaunitaro e ra tiko oqori e ra, e ra kena ivakaraitaki walega, yalovinaka mo solia na isau ni taro e veiganiti duadua kei na nona ituvaki.

Select the purpose of your visit
Refer to the [INZ website](#) for detailed information about visitor visa options.

Tourism or Holiday

Why do you want to visit New Zealand?
You may be required to upload evidence to show that you meet the requirements of the type of visa you are applying for.

To visit family or friends

General Visitor Visa

This visa allows you to come to New Zealand as a visitor to visit family or friends. You can also study for up to three months or tour the country.

You may not need to apply for a Visitor Visa – people from visa waiver countries can travel to New Zealand without a visa but must hold an NZeTA (New Zealand Electronic Travel Authority).


- [Further information about this visa](#)
- [Visa waiver for Visitor Visa](#)
- [Information about NZeTA](#)

START MY APPLICATION

Na sala o rawa ni vakacuruma tale kina e dua na kerekere

Kena ika ono ni ikalawa. E rawa ni vakacuruma ena nomu kerekere na watimu kei ira na luvemu e ra se bera ni yacova na yabaki 19. Kevaka kina, tabaka na, 'add another applicant' qai digitaki koya mai vei ira na kerekere e na vakaraitaki mai ena kena fomu. Ena vinakati mo solia na kedra itukutuku. E dodonu vua na luvemu yabaki 20 se sivia ka vakararavi tiko era na vakalewena ga vakataki ira na nodra ivolatara ni curuvanua.


Applicants
Some visa types allow more than one applicant in an application. If so, the Add another applicant button will display.


ADD ANOTHER APPLICANT


Surname or family name ↓	Given or first name	Applicant type	Action	Status	Options
Principal applicant		Primary	CONTINUE	Draft	

Add applicant ×

Additional applicant type




- Partner
- Dependent Child

 **ADD APPLICANT**

Oqo na neitou ivakamacala ni watimu: www.immigration.govt.nz/new-zealand-visas/apply-for-a-visa/tools-and-information/support-family/partnership

Oqo na neitou ivakamacala gone vakararavi: www.immigration.govt.nz/new-zealand-visas/apply-for-a-visa/tools-and-information/support-family/dependent-children

Kena ika vitu ni ikalawa. Tabaka na 'continue' me vakuri ka vakacuruma sara na kedra itukutuku yadua na kerekere.

Surname or family name ↓	Given or first name	Applicant type	Action
Principal applicant		Primary	

Kena ika walu ni ikalawa. Solia na kemu itukutuku. Kevaka e tiko e dua na yaca ko kilai kina, toqa na 'yes' io. Kevaka e tiko na imatai ni yacamu kei na yaca ni vuvale, toqa na 'no' sega.

Vakalewena na yacamu me tautauvata sara kei kena e tiko ena nomu pasipote.

Identity information

Do you have a mononym?
This is when your official name is one name. Answer No if you have a first name and surname displayed in your passport.
 Yes No

Given or first name
As stated in your passport.

Middle names
As stated in your passport. Leave blank if no middle name is displayed in your passport.

Surname or family name
As stated in your passport.

Ena kerei mo vakacuruma talega na yaca tale e so o dau vakayagataka. Oqo e rawa ni okati kina na yacamu ni sucu, na yacamu ni vakamau se yaca ni gone susu, na yacamu vakavalagi se yaca tale eso o kilai kina. Kevaka e sega, toqa 'No' sega e na taro oqo.

Have you ever used any other names?
This includes your birth name, your name from marriage or from adoption, your English name, or other names your are known by.
 Yes No

Kena ika ciwa ni ikalawa. Mo biuta na yaca ni vanua o na tiko kina e na gauna e sa vakau kina na kerekere. Toqa na 'yes' io se 'no' sega ena vei taro tale eso me baleta na nomu veitaratara ena gauna sa oti kei na Tabana ni Curuvanua e Niusiladi se kevaka e tiko vei iko na ivolatara ni lewenivanua tudei mai Ositerelia.

New Zealand immigration history

What country or territory will you be in when this application is submitted?

Samoa

Have you previously applied for a New Zealand visa?
This includes anyone applying for you on your behalf.

Yes No

Have you previously requested an NZeTA (New Zealand Electronic Travel Authority)?
This includes anyone requesting one for you on your behalf.

Yes No

Do you hold an Australian Permanent Resident Visa?

Yes No

Have you ever travelled to New Zealand?

Yes No

Kena ika tini ni ikalawa. Vakacuruma na itukutuku matailalai ni nomu pasipote Yalovinaka mo vakadeitaka ni sa dodonu.

Passport number
Generally found in the top right-hand corner of the identity page of your passport.

ABC12345


Country or territory of issue
Find the field named 'Code', 'Issuing Country' or 'Country Code' in your passport.

Samoa


Nationality as shown in passport

Samoa

Passport issue date

02 10 2019 


Passport expiry date

01 10 2024 

Gender as shown in passport

Male

Date of birth as shown in passport

02 02 1978 

Kena ika tinikadua ni ikalawa. Vakacuruma na vanua o sucu kina/ yasana/kei na tauni/siti.

Country or territory of birth
Samoa
State or province or region of birth
Upolu
Town or city of birth
Apia

Kena ika tinikarua ni ikalawa. Yalovinaka vakacuruma kevaka e tiko na naba o kilai tani kina mai na nomu vanua.

National identity details
Do you have a national identity number? <input checked="" type="radio"/> Yes <input type="radio"/> No
National identity number 123456
Country or territory of issue Samoa

Kena ika tinikatolu ni ikalawa. Vakacuruma kevaka o lewenivanua tudei e na dua tale na vanua. Mo tabaka 'add another country of citizenship' vakacuruma na yaca ni vanua o lewenivanua tudei kina kevaka e tiko e so na vanua me vakacurumi.

Other citizenships
Do you hold any other citizenships? <input checked="" type="radio"/> Yes <input type="radio"/> No
Enter details of all other countries you are a citizen of
Country of citizenship Start typing and select a country from the list...
Do you hold a passport in this citizenship? <input type="radio"/> Yes <input type="radio"/> No
+ ADD ANOTHER COUNTRY OF CITIZENSHIP

Vakacuruma na itaba

Kena ika tinikava ni ikalawa. Tabaka 'choose file' mo vakacuruma na kena itaba. Ena tabaki mai na 'confirmed' kevaka e sa vakacurumi oti vakavinaka.

Na kemu itaba ni ivolatara ni curu vanua e dodonu me tauri ena loma ni 6 na vula sa oti ka dodonu me vakamuraia na veika keitou vinakata: www.immigration.govt.nz/new-zealand-visas/apply-for-a-visa/tools-and-information/acceptable-photos

Yalovinaka kakua ni vakayagataka na itaba e tiko ena nomu pasipote.

Upload photo


Your visa photo must be less than 6 months old and must meet [our photo requirements](#). Do not use the photo page of your passport.

When you upload your photo, it must be:

- a .jpeg or .jpg file
- between 500 KB and 3 MB
- between 900 x 1200 pixels and 2250 x 3000 pixels.

Upload your photo

No file chosen



Kena ika tinikalima ni ikalawa. Vakacuruma na tukutuku matailalai ni vanua o tiko kina ena gauna o vakauta kina na kerekere oqo. Vola na naba ni vale o vakaitikotiko kina, imeli kei na naba cava ni veitaratara o vinakata se tiko tale e dua na naba. Oqori ena vukey keitou ena neitou veitaratara vei iko.

Current country or territory

Samoa

Your current physical address

Beach RD, Apia, WSM

Is your postal address the same as your physical address?
Select No if you want to receive mail at a different address from your current physical address.

Yes No

Email address

We will use your online account as your primary contact address. Your nominated email address will be used to notify you when we have sent notices, documents and other communications to your online account. Please provide us with an email address you check regularly and where emails will be received without issue.

Firstname.LastName@YourEmail.com

ALERT
Please check that you have entered your email address accurately.

Applicant's preferred contact number

Enter country code, area code and phone number with no spaces e.g. +641239876544 (maximum of 16 characters)

+68512345

Tabaka na 'Save and continue' maroroya ka toso tale ena boto ni tabana.

Kena ika tinikaono ni ikalawa. Mo toqa na 'yes' io se 'no' sega kevaka o iko e dua na lewe ni dua na isoqosoqo e qarava e dua vei iratou na isoqosoqo neitou itokani.

Do you have membership with one of Immigration New Zealand's tourism partners?
Please ensure you check that you are a [premium loyalty programme member](#).

Yes No

E tiko e so tale na kena itukutuku ena neitou website: www.immigration.govt.nz/new-zealand-visas/apply-for-a-visa/tools-and-information/general-information/special-visa-processing-arrangements

Na ivakadinadina ni o rawa ni qaravi iko vakailavo

Kena ika tinikavitu ni ikalawa. Na vei taro e tarava e baleta na nomu rawa ni qaravi iko vakailavo ena nomu ilakolako o nakita tiko mo lako kina ki Niusiladi.

Toqa na 'yes' io kevaka o rawa ni qaravi iko vakailavo ena nomu tiko kei na nomu lako ka tarava. Kevaka e 'no' sega, o na gadreva me dua e veitokoni me qaravi iko. E laurai e ke na kena yavu kei na kena ivakarau:

www.immigration.govt.nz/new-zealand-visas/apply-for-a-visa/tools-and-information/sponsorship/criteria-and-process-for-sponsors

Your financial support

Are you able to financially support yourself during your stay – including onward travel?

Yes No


Do you have a New Zealand person or New Zealand organisation sponsoring your stay?

Yes No

ALERT

Your sponsor will be required to complete an online sponsorship form.

Kevaka e dua e Niusiladi se dua na isoqosoqo e veitokoni ena nomu tiko o koya e dodonu me cakava e dua na nona akaude ni RealMe ka solia vei iko na nona **sharing ID** e tiko ena 'My dashboard'.

NEW ZEALAND IMMIGRATIONLOG OUT

My dashboard My visas Employ migrants My sponsorships

Welcome to Immigration Online

My sharing ID is **CSC-Y5B1W6-2022--161848**

People will need to enter your sharing ID in their online application in order to give you access to an application or network, or to nominate you as a sponsor. If you want to share your application or network with another person, ask for their sharing ID.

O na qai tarogi e muri ena gauna ni tabana ni 'Supporting documents' ivola tukutuku ni veitokoni mo solia kina na **sharing ID** vaka kina na yacai koya e veitokoni kei na nona imeli. Yalovinaka mo vakadeitaka ni dina taucoko na itukutuku ka keitou na qai veitaratara vei ira e tokoni iko ka kerei ira me vakalewena vakaoti ena initaneti na ivola ni veitokoni.

Sponsor details

Name of your sponsor
Full name of the person or organisation sponsoring you.

MySponsorFirstName LastName

Sponsor's email address

MySponsor@Email.com

ALERT
This email address will be used to communicate with your sponsor. Please provide an email address that they check regularly and check that you have entered it accurately.

Sponsor's sharing ID
Contact your sponsor to get their [Sharing ID](#). Please copy and paste the number or type carefully.

CSC-Y581W6-2022-161848

Toqa na 'Yes' kevaka o sa sauma oti na nomu icili se o na tiko vei ira na wekamu/itokani qai vakacuruma na itukutuku ni vanua e ra tiko kina kevaka o kila. E dodonu me tiko vei iko e NZ\$400 vei ira yadua na tiko, ena veivula taucoko era na mai tiko kina.

Kevaka e sega ni tiko nomu icili saumi, e dodonu me tiko vei iko se vua e veitokoni e NZ\$1,000 vei ira yadua e ra tokoni ena veivula.

Do you have prepaid accommodation?

Yes No

Full address of accommodation - if known
If you are staying at more than one address, enter the first address.

Start typing and select the complete address from the list, select 'Enter manually...' if not found

Do you have at least NZD \$400 available for each person, each month?

Yes No

Ena tabana e dola tarava, digitaka na ivakadinadina ni lakolako e tarava o rawa ni solia. Kevaka o digitaka na 'other' yalo vinaka solia na kena itukutuku matailalai.

What evidence of onward travel will you provide?

Other

I have evidence of a pre-paid booking

I have sufficient funds to purchase travel


Other

Kena ika tinikawalu ni ikalawa. Toqa na 'yes' io se 'no' sega kevaka o vinaka na ivolatara ni curuvania ena vuqa na gauna. Vakacuruma na tikinisiga o nanuma ni o na yaco yani kina ki Niusiladi kei na gauna ni nomu lesu tale.


Your stay in New Zealand

Do you require a multiple journey visa?
Select Yes if you intend on travelling in and out of New Zealand with this visa.
 Yes No

Estimated date of arrival in New Zealand

<i>dd</i>	<i>mm</i>	<i>yyyy</i>	
-----------	-----------	-------------	---

Estimated date of departure from New Zealand

<i>dd</i>	<i>mm</i>	<i>yyyy</i>	
-----------	-----------	-------------	---

Kena ika tinikaciwa ni ikalawa. Kevaka e dua e se bera ni yacova na yabaki 16 e dua vei ira ena kerekere oqo ka nakita me sivia e 12 na vula na nona tiko, e dodonu me tiko vei ira na veivakadonui me ra sala vata kei na dua ga vei rau na itubutubu. Me soli talega na ivakadinadina dua ga na itubutubu ni veisusu se veivakadonui ni karua ni tubutubu. Digitaka na kena me vakayagataki ena kerekere oqo.

This application includes:

<input type="checkbox"/>
<input type="checkbox"/>
<input type="checkbox"/>
<input type="checkbox"/>
<input type="checkbox"/>
<input type="checkbox"/>
<input type="checkbox"/>
<input type="checkbox"/>

No one under 16
At least one applicant is under 16 and staying in NZ for 12 months or less
At least one applicant is under 16, staying in NZ for more than 12 months and travelling with both parents
At least one applicant is under 16, staying in NZ for more than 12 months and travelling with their sole custody parent
At least one applicant is under 16, staying in NZ for more than 12 months and travelling with just one of their parents

Tabaka na "Save and continue" Maroroya ka toso tale e na boto ni tabana.

Tabana me baleta na Bula, iVakarau kei ni iTovo

Kena ika ruasagavulu ni ikalawa. E tiko ena tabana qo e va na taro me vakadeitaki kina se rawa ni vakadonui ena veika e gadrevi e na ivolatara ni curu vanua na nomu ivakarau ni itovo. Ena gadrevi mo solia tale e so na itukutuku kevaka o toqa na 'yes' io ena dua vei ira na isau ni taro oqori. Yalovinaka mo sauma sara vakadodonu ka ni rawa ni vakaleqa na nomu ivolatara ni curuvanua kevaka e sega ni vakaraitaki kece vakadodonu na itukutuku.

Character details

Have you ever been convicted at any time of any offence, including any driving offence?
You must include all overseas convictions. You do not need to include New Zealand convictions covered by the [New Zealand Criminal Records \(Clean Slate\) Act 2004](#).

Yes No

Are you currently under investigation, wanted for questioning, or facing charges for any offence in any country including New Zealand?

Yes No

Have you ever been expelled, deported, excluded, removed from or refused entry to any country?

Yes No

Have you ever been refused a visa or permit by any country excluding New Zealand?

Yes No

Tabaka na "Save and continue" Maroroya ka toso tale e na boto ni tabana.

Kena ika ruasagavulu ka dua ni ikalawa. Na itukutuku o solia e na initaneti me baleta na bula e na vakatau kina se o yacova na veika e gadrevi ena ivolatara ni curuvanua na ituvaki ni nomu bula. Ena gadrevi mo solia tale e so na itukutuku kevaka o toqa na 'yes' io ena dua vei ira na isau ni taro oqori. Yalovinaka mo sauma sara vakadodonu ka ni rawa ni vakaleqa na nomu ivolatara ni curuvanua kevaka e sega ni vakaraitaki kece vakadodonu na itukutuku.

Tuberculosis

Do you have tuberculosis?

Yes No

Medical care during your stay in New Zealand

Do you have any medical condition that requires, or may require, one or more of the following during your stay in New Zealand?

Renal dialysis
Renal dialysis is a medical treatment required by people who have experienced kidney failure.

Yes No

Hospital care

Yes No

Residential care
Residential care is long-term care provided in live-in facilities for the aged or for people with physical, sensory, intellectual or psychiatric disabilities.

Yes No

Ena rawa ni gadrevi e muri mo solia eso na sitivikiti ni vuniwai. Ena gauna o sa vakauta kina na fomu qo, keitou na qai raica vata kei na sitivikiti sa soli oti qai rawa ni tukuna vei iko se na gadrevi mo kauta tale mai e dua.

Kena ika ruasagavulu ka rua ni ikalawa. Mai na tabana ena dola ka tarava, digitaka kina na balavu ni gauna o na tiko kina e Niusiladi.

Length of stay

How long do you plan to stay in New Zealand?

1 month or less
More than 1 month and up to 3 months
More than 3 months and up to 6 months
More than 6 months and up to 12 months
More than 12 months

Tabaka na “Save and continue” Maroroya ka toso tale e na boto ni tabana.

Kena ika ruasagavulu ka tolu ni ikalawa. Mai na tabana ena dola ka tarava, mo vakaraitaka se o cakacaka tiko, sega ni cakacaka se sa vakacegu mai na cakacaka. Oqo e ra oka kina na cakacaka kei na nomu vakacakacakataki iko vakataki iko mai na nomu vanua.

Current employment

Are you currently working?
This includes employment and self-employment in your home country.

Yes
No
Retired

Kevaka o cakacaka tiko, ena kerei vei iko na itukutuku matailalai ni nomu cakacaka. Kevaka o sa vakacegu mai na cakacaka, e na kerei vei iko mo solia na itukutuku matailalai ni nomu iotioti ni cakacaka saumi.

Current employment

Are you currently working?
This includes employment and self-employment in your home country.

Yes

Provide details of your current work

Start date
Enter month and year.

9 2009

Role or job title
If you can't find your role try entering your industry and locate an nec (not elsewhere classified) option.

22111 - Accountant (General)

Country or territory of work

Samoa

State or province or region

Apia

Tabaka na ‘Save and continue’ maroroya ka toso tale ena boto ni tabana.

Kena ika ruasagavulu ka va ni ikalawa. Mai na tabana ena dola ka tarava, digitaki na ituvaki e vakamacalataka vakavinaka na ituvaki ni nomu vakawati se veitau.

Na ivakamacala ni vakawati se veitau ni Immigration New Zealand e tiko e na neitou website:
<https://www.immigration.govt.nz/about-us/site-information/glossary#partner>

Relationship status

What is your partnership status?

You must choose the option that best describes your current partnership status. [Definition of partner.](#)

- Single
- Married / in civil union
- Partner / de facto
- Engaged
- Separated
- Divorced
- Widowed

Kena ika ruasagavulu ka lima ni ikalawa. Yalovinaka solia na itukutuku matailalai ni nomu vanua ni nomu veitaratara e Niusiladi kevaka e tiko e dua. Na veitaratara e rawa ni okati kina o ira na nomu itokani kei na lewe ni vuvale. Mo tabaka na 'add another contact' mo vakuria dua tale na veitaratara kevaka e gadrevi.

New Zealand contacts

Do you have any contacts in New Zealand?
 Yes No

Provide the name, address and contact details of any friends, relatives or contacts you have in New Zealand. It is not necessary to list all acquaintances. Contacts could include close friends and family.

Contact's given or first name
ContactFirstName

Contact's middle names
ContactMiddleName

Contact's surname or family name
ContactLastName

Contact's relationship to you
Family

Contact's date of birth
2 2 1978

Enter their address
21 Compton Crescent, Taita, Lower Hutt, Wellington, 5011, NZL

Enter their contact number
Enter country code, area code and phone number separated by spaces e.g. +64 123 9876544
+642112345678

Enter their email address
MyContact@Email.com

+ ADD ANOTHER CONTACT

Tabaka na 'Save and continue' maroroya ka toso tale ena boto ni tabana.

Vakalewena na fomu ena vukuna e dua tale

Kena ika ruasagavulu ka ono ni kalawa. Kevaka o vakalewena na fomu qo ena vukuna e dua tale, mo toqa na 'yes' io ena taro qo, qai digitaka na itavi cava. Kevaka e gadrevi mo solia na yacamu, vanua o tiko kina na kei na sala ni veitaratara.

Person completing form

Are you completing this form on behalf of someone else?
You are only completing this form on behalf of someone else if you are not included in the application. Select No if you are applying for a visa for yourself and have included additional people in the same application.
 Yes No

In what capacity are you completing this form?

Licensed immigration adviser
Person exempt from licensing
Parent or guardian of a dependent child who is under 18 years of age
Assisting by recording information on the form

Provide the name, address and contact details of the person completing the form.

Given or first name

Surname or family name

Company or organisation name – if applicable

E dodonu me vakalaiseni eso era soli ivakasala tiko ni curu vanua. Me baleta e so tale na itukutuku, raica na www.immigration.govt.nz/assist-migrants-and-students/advise-migrants/regulations-and-licensing/licensing

Mo toqa na 'no' sega kevaka o vakalewena tiko ga na fomu me baleti iko kei ira tale eso o sa vakacuruma ena kerekere ogo. Kevaka e a soli vei iko na veivuke se ivakasala ni curu vanua, e dodonu mo vakamacalataka na ituvaki ni vakasala kei na itukutuku matailalai nei koya e solia.

Person completing form

Are you completing this form on behalf of someone else?
You are only completing this form on behalf of someone else if you are not included in the application. Select No if you are applying for a visa for yourself and have included additional people in the same application.
 Yes No

Advice

Section 7 of the Immigration Advisers Licensing Act 2007 defines immigration advice as 'using, or purporting to use, knowledge of or experience in immigration to advise, direct, assist, or represent another person in regard to an immigration matter relating to New Zealand, whether directly or indirectly and whether or not for gain or reward'.
→ [Adviser licensing information](#)

Have you received assistance or immigration advice relating to this application?
 Yes No

Tabaka na "Save and continue" Maroroya ka toso tale e na boto ni tabana.

Vakacurumi ni itukutuku veikauyaki na PDFs

Kena ika ruasagavulu ka vitu ni ikalawa. E yavutaki mai na itukutuku o sa solia oti, e dodonu mo vakacuruma na vei itukutuku ogo me tokona na kerekere ni ivolatara ni curuvanua.

Na levu ni itukutuku e vakacurumi e na itukutuku veikauyaki (Portable Document Formate) me kakua ni sivia na 10MB. Kevaka e levu na volatukutuku o via vakacuruma me ivakadinadina ni veika e gadrevi, mo biuti ira taucoko me duabau ga na itukutuku veikauyaki na PDF ni bera ni o vakacurumi ira vata.

Me baleta na vakacurumi ni vei itukutuku, raica na www.immigration.govt.nz/about-us/our-online-systems/applying-for-a-visa-online/immigration-online/how-to-use-immigration-online/uploading-documents-photographs

Vosa vakavavalagi se ivakadewa

E dodonu mo toqa 'yes' io ena taro qo kevaka e ra volai taucoko ena vosa vakavavalagi na itukutuku o via vakauta.

Are all the documents you intend to upload in English?

Yes No

Makataka na 'no' kevaka e sega ni vakadewataki tu mai na nomuni ivolaitukutuku ko ni vakaurataka mai ena vosa vaka Viti. Ke sa vaka kina, mo ni vakarautaka mai ena nomuni ivolakerekere, na nomuni ivolaitukutuku kei na kena vakadewa vaka Vavalagi. Ogo e okati tale ga kina na sitivikiti ni veiqaravi vakavuniwai kei na sitivikiti mai na tabana ni ovisa. E wili tale ga kina na vei volaitukutuku e vakarautaki mai, me tokona na nomuni ivolakerekere.

Ni vakacuruma ena vatavata ni mona livaliva na nomuni ivolatukutuku, vata kei na kena vakadewa vaka Vavalagi.

Nai kuri ni kena vakamacalataki na vei vakadewataki kina vosa vaka Vavalagi e vakatarai ena vale ni volavola, e sa vakarautaki tu eke: www.immigration.govt.nz/english-translation

Mo tabaka na 'browse' vakaraica mo dolava na nomu file ena kompiuta kevaka o dolava na nomu itukutuku. Ena basika mai na yaca ni file kevaka e sa dola vakavinaka.

Kemu ivakadinadina.

Ena tabana o na vakacuruma kina na itaba ni:

- pasipote se itukutuku ni veilakoyaki.
- na kadi ni itukutuku me baleti iko ena nomu vanua – kevaka e rawa
- na ivolatara ni curuvanua kevaka o sega ni lewenivanua mai na vanua o tiko kina. Kevaka e tiko vei iko na dodonu mo tiko kina ka sega ni gadrevi na ivolatara, mo vakauta na ivolatukutuku e vakamacalataka na veika e baleti iko.

Identity evidence

Upload the relevant pages of the passport or travel document you will be travelling on

Your passport or travel document
 Include any pages with your photo, personal details, details of your family, name change endorsement or extensions to expiry date.

BROWSE

Your national identification card – if available
 Providing your identification card can help us process your application. If you have more than one identification card, scan all into one document and upload.

BROWSE

Are you living in a country that is not your country of citizenship?
 Yes No

What country are you living in?

Evidence of the visa that entitles you to live in that country
 If you have the right to reside without a visa, upload a document explaining the circumstances.

BROWSE

Na ivakadinadina ni inaki curuvanua

E dodonu mo vakacuruma eke na nomu:

- ivolatukutuku ni nomu ilakolako se dua na ivolatukutuku me vakamacalataka vakamatailalai na inaki ni nomu lako.
- ivolatukutuku ni nomu ilakolako se dua na ivola tukutuku me vakamacalataka vakamatailalai na nomu inaki ni so tale na nomu ilakolako (kevaka e veiganiti)
- e so tale na itukutuku se ivakadinadina me tokona na inaki ni nomu lako.

Purpose of visit evidence

Evidence of your plans in New Zealand
 This could be a travel itinerary or a document detailing your plans.

BROWSE

Evidence of multiple journeys to New Zealand
 This could be a travel itinerary or a document that details your intended multiple journeys in and out of New Zealand .

BROWSE

iVakadinadina ni dina na inaki

Ena tabana qo e dodonu mo vakacuruma kina na:

- na ivola ni nomu itaukei ni cakacaka me vakaraitaka ni sa vakadonui na nomu livi kei na tiki ni siga e namaki mo na lesu tale
- ivola mai na koronivuli me baleti ira na gone era vuli tiko

- e dua na ilavelave ni nomu ivolatara ni curu vanua ki Ositerelia kevaka e nomu inaki mo gole ki Ositerelia ni bera se oti na nomu veisiko (o koya ga e veiganiti)
- eso tale na ikuri ni ivakadinadina me na vukei keitou ena neitou vakadikeva na nomu inaki. Eso tale na itukutuku e rawa ni kunei ena: www.immigration.govt.nz/new-zealand-visas/preparing-a-visa-application/character-and-identity/bona-fide/evidence-genuine-visitor

Evidence of genuine intent

Evidence from your employer showing that your leave from work is approved
An optional upload to confirm your intent to return to work in your home country

BROWSE

Evidence of your Australian visa – if applicable
If you plan to travel to Australia immediately before or after your visit to New Zealand, uploading evidence of it here will assist us in processing your application.

BROWSE

Other evidence of genuine intent
In addition to the evidence provided above, additional evidence will help with assessing whether you genuinely intend to stay in New Zealand temporarily and will comply with the conditions of your visa.
→ [Genuine intentions to visit, study or work in New Zealand](#)

Do you want to upload other evidence of your genuine intent in support of your application?
 Yes No

Provide details of the other evidence you wish to upload

Type

▼

- Cover letter
- Family declaration
- Home country government evidence
- Letter from employer - (genuine intent)
- Other country immigration status
- Other genuine intent evidence
- Personal circumstances

+ ADD ANOTHER DOCUMENT

Na ivakadinadina ni ilavo

Ena tabana oqo, yalovinaka vakacuruma kina na:

- itukutuku ni baqe se na ilavo ena yacamu se na yacana e dua e a qai vakuri ena kerekere ka dodonu me itukutuku ni 6 na vula. Kumuna vata taucoko na vei draunipepa qai vakauta vata me dua ga
- na ivakadinadina me ni cakacaka vata ena Tabana ni Saravanua, kevaka e veiganiti
- na ivakadinadina ni sa saumi oti na nodra icili o ira taucoko era okati ena kerekere qo
- na ivakadinadina ni sa saumi oti taucoko na isau ni nodra veilakoyaki o ira taucoko e ra okati tiko ena kerekere

Type of statement
 For example: bank savings, current account, credit card, term deposit, loan statement, or a combination.

Bank savings

Bank or organisation name
 National Bank of Samoa

Bank or organisation branch
 Apia

Bank or organisation manager
 Fetu Smith

Value of funds reflected by these documents
 NZD \$3,000 - \$4,199

Statements

BROWSE

Evidence of your Tourism Industry Partnership membership
 Check the [INZ website](#) for evidence where required. Where you are required to provide multiple documents, combine them into one PDF for upload.

BROWSE

Evidence of pre-paid accommodation for all applicants in this application

BROWSE

Evidence you have paid for onward travel for all applicants in this application

BROWSE

na ivakadinadina tale e so

Yalovinaka dolavi ira talega na ivakadinadina me tokona na nomu kerekere.

Other evidence

Do you have any other evidence to support your application that you want to upload?

Yes No

ALERT

You should only add one document per type. If you have multiple pages for the same category, combine them into one PDF.

Enter details of the other evidence you want to upload

Type

- Academic transcript
- Additional passport
- Birth certificate
- Cover letter
- Driver's licence
- Evidence of character
- Household registration
- IELTS certificate
- Medical insurance confirmation
- Other document, not listed
- Other evidence of English language
- Other evidence of identity
- Other financial information
- Other medical information
- Police certificate
- Qualification - (Work History)

Ni sa vakacurumi taucoko na nomuni ivolatukutuku ena vatavata ni mona livaliva, sa kerei mo ni makataka nai kato ena fomu me vakaraitaka na itukutuku ko ni sa vakasavuya mai kei na nomuni ivolakerekere. Mo ni vakaraitaka tale ga mai ni sa vakarautaki tu mai na kena vakadewataki ki na vosa vaka Vavalagi na vei volaitukutuku kece sara ko ni sa vakacuruma mai ena vatavata ni mona livaliva.

Declaration

I have checked that the documents I have uploaded accurately represent the statements made in this form

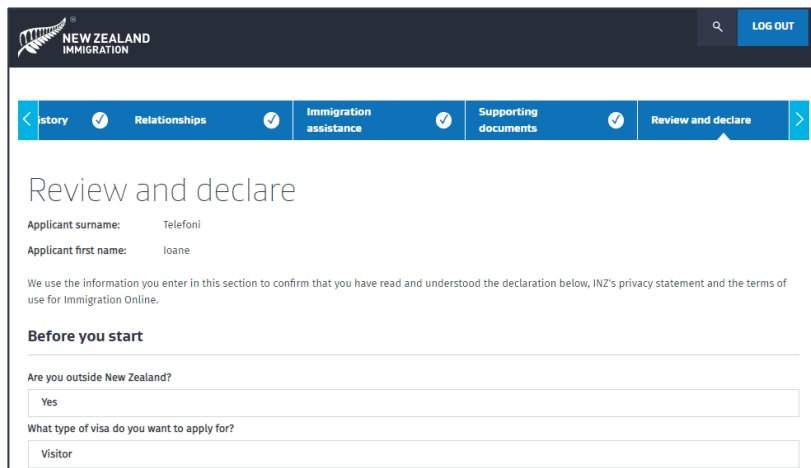
I have provided English language translations for any documents not already in English

WARNING

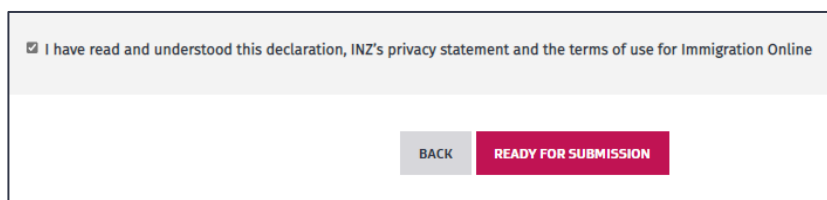
English language translations must be provided for any documents not already in English. If you do not provide translations for your supporting documents your application may be declined.

[Acceptable translation requirements](#)


Kena ika ruasagavulu ka walu ni ikalawa. Yalovinaka raica lesu na itukutuku o sa vakauta. Kevaka e gadrevi mo veisautaka e dua na ka, ena rawa ni o cakava ena nomu tabaka 'back' lesu tale ena boto ni tabana.



Kena ika ruasagavulu ka ciwa ni ikalawa. Kevaka o sa lomavakacegu ena itukutuku o vakarautaka, ena gadrevi mo bubuluitaka ni sa dina na itukutuku kece o sa vakarautaka. Yalovinaka mo wilika vakavinaka qai toqa ena kato kevaka o sa kila Qai toqa 'Ready for submission' vakarau me sa vakau. E kea o na qai vakau lesu tale ki na imatai ni tabana.



Kena ika tolusagavulu ni ikalawa. Kevaka o okati iratou ena nomu kerekere na nomu itokani vata kei/ se o ira na gone ra vakararavi ena nomu kerekere, mo vakadeitaka ni o sa vakalewena vakaoti na fomu oka kina na ivakadinadina ni nomudou veiwekani. Ena gauna e ra sa vakaraitaka kina ena kedra ituvaki na 'Ready for Submission' Saumi qai Vakau, o sa na qai tabaka na 'pay & submit application' sauma ka vakauta na kerekere ka lako sara ki na iotioti ni kalawa

Application summary  **PAY & SUBMIT APPLICATION**

Application name **VV00218562 Ioane Smith Telefoni Visitor Visa - General**

Application ID **VV00218562**

Status **Draft**

Applicants
Some visa types allow more than one applicant in an application. If so, the Add another applicant button will display.

ADD ANOTHER APPLICANT

Surname or family name ↓	Given or first name	Applicant type	Action	Status	Options
Telefoni	Marian	Secondary	CONTINUE	Ready for submission	▼
Telefoni	Ioane	Primary	CONTINUE	Ready for submission	

Kena saumi

Kena ika tolusagavulu kadua ni ikalawa. Kena iotioti, yalovinaka raica taucoko na isau ni kerekere. Mai na tabana e na dola ka tarava, digitaka na ivakarau ni veisaumi ka tabaka na 'next' tarava ena boto ni tabana koya.

Review application costs

You must pay the application fee online with a credit or debit card (Visa, Mastercard, JCB or AMEX), Union Pay or POLI. Immigration New Zealand will begin processing your application once the payment is received and cleared. There is no refund regardless of the application result.

Item	Base	Tax amount	Waived/Exempt amount	Total cost
Ioane Smith Telefoni - Visitor - General - Application fee - VV00218562	\$150.00	\$0.00		\$150.00
Ioane Smith Telefoni - Visitor - General - Immigration levy - VV00218562	\$21.00	\$0.00		\$21.00
Visitor - General - International Visitor Levy (IVL)	\$0.00	\$0.00		\$0.00
Visitor - General - International Visitor Levy (IVL)	\$0.00	\$0.00		\$0.00

Payment method

- POLI
- Credit or debit card
- UnionPay

Kena ika tolusagavulu karua ni ikalawa. O na vakauti ki na tabana ni sausaumi ena kena fomu ena initaneti ka qai vakacuruma kina na itukutuku ni nomu kadi kei na baqe me baleta na POLI. O na raica e dua na itukutuku e vakadeitaka ni sa caka oti.

The image shows a screenshot of a web form titled "Enter your payment details" from the New Zealand Immigration website. The form is set against a dark blue header with the New Zealand Immigration logo and name. The form fields are as follows:

- Card Number:** A single-line text input field.
- Card Expiry Date:** Two separate text input fields for the month and year.
- Card Security Code:** A single-line text input field.
- Name on Card:** A single-line text input field.
- Payment Amount:** A label with the value "\$171.00".

At the bottom of the form, there are two buttons: a red "Pay" button and a grey "Cancel" button.

Vakavinavinakataki na nomu kerea na ivolatara ni curuvania, keitou na qai veitaratara yani vei iko ena gauna keitou sa tauca kina e dua na lewa se kevaka keitou na kerea tale vei iko eso na itukutuku. Raica na INZ website, ena itukutuku me baleta na balavu ni gauna e cakacakataki tiko kina na nomu kerekere.

www.immigration.govt.nz/processingtimes

A guide to applying for a New Zealand visitor visa online

Contents

Log-in / Create RealMe account	56
How to add another applicant	59
Uploading a photo	64
Proof of financial support.....	66
Character & Health Sections	69
Completing form on behalf	72
Uploading PDFs	73
Payment	79

About this guide

The purpose of this document is to provide support to visitor visa applicants. It includes screenshots and instructions for submitting a decision-ready application. This document also contains some links to English language websites you might find helpful.

We have shown examples throughout the document as a guide only, please provide your own details. Answer the questions truthfully and accurately as not doing so may impact your visa outcome.

About the New Zealand visitor visa

Use the visitor visa if you want to visit New Zealand as a tourist, see family and friends or study a short course. It can only be applied online.

You will need enough money to support yourself and everyone included in your application during your stay or have a sponsor who can support you. You cannot work on a visitor visa.

Please note that passport holders of Australia and some countries do not have to apply for a visa before they travel to New Zealand but may need to hold an NZeTA (New Zealand Electronic Travel Authority).

The complete list of countries that do not need to apply for a visa but must hold an NZeTA are found here: www.immigration.govt.nz/new-zealand-visas/preparing-a-visa-application/your-journey-to-new-zealand/before-you-travel-to-new-zealand/visa-waiver-countries

Please have ready

To complete an online application, you will need:

- A RealMe account. To create one:
www.immigration.govt.nz/new-zealand-visas/apply-for-a-visa/tools-and-information/general-information/how-to-create-a-realme-account

- A valid credit or debit card – we accept Visa, Mastercard, Union Pay, AMEX, JCB or POLi. To check the fee, you will need to pay: www.immigration.govt.nz/new-zealand-visas/apply-for-a-visa/tools-and-information/tools/office-and-fees-finder
- A computer and reliable internet connection
- An acceptable visa photo in jpg (or jpeg) format: www.immigration.govt.nz/new-zealand-visas/apply-for-a-visa/tools-and-information/acceptable-photos
- Scanned copies of your important documents in Portable Document Format (PDF)
- Certified English language translations for any documents that are not already in English. This includes medical and police certificates and all supporting documents. An acceptable certified English translation is discussed on ‘Uploading PDFs’ section below, and you can also read more here: www.immigration.govt.nz/english-translation
- If you have a New Zealand person or organisation sponsoring your stay, they will need to create their own RealMe account (if they do not have one) and have their email address and sharing ID ready. This is discussed in detail on ‘Proof of financial support’ section below.

The online form is located here:

<https://www.immigration.govt.nz/new-zealand-visas/apply-for-a-visa/about-visa/visitor-visa>

A family member can submit an online visitor visa application on your behalf. They will need to declare this on the online application form. Please note that the applicant and sponsor must have separate RealMe accounts.


Step-by-step online process

Log-in / Create RealMe account

Step 1. You will need to log-in using your RealMe account. If you don't have one, you need to create one on the Immigration website.

CHECK CRITERIA **APPLY NOW**

Apply online Log in here to apply for your visitor visa. If you do not have an account, you can create one here.

LOGIN or CREATE AN ACCOUNT 

[What is RealMe?](#)

A RealMe account is a secure online identification service used by the New Zealand Government.

RealMe Tēnei au **NEW ZEALAND IMMIGRATION**

[< Go back to Immigration New Zealand](#)

Login with RealMe

You've been redirected here so you can log in with RealMe

Username

Password

LOGIN

Create a RealMe login

To access this service you need a RealMe login.

You'll be able to access a range of services with a single username and password. RealMe is designed to protect your privacy and security.

CREATE YOUR REALME LOGIN

Step 2. Once you are logged in, create a new application by clicking ‘My visas’, then ‘apply for a visa’ on the next page.

My visas

Apply for and manage your individual applications.

Manage accreditation and job checks

Before you can employ migrants, you need to apply for employer accreditation. Select Employ migrants to create and manage accreditation and job check applications and to hire migrants.

MY VISAS

EMPLOY MIGRANTS

My dashboard > My visas

My visas

Draft applications

Select the Apply for a visa button to create a new application or select Continue from Options dropdown to open and complete a draft application.

Search **APPLY FOR A VISA**

Principal applicant	Application ID	Application type	Created on ↓	Modified on	Options
No draft applications.					

Step 3. On the next page, scroll down to ‘Your situation’ and choose ‘Temporary entry class visa’ from the drop-down menu.

Your situation

These questions ensure this is the right application form for you. Answers to these questions are retained by Immigration New Zealand as part of your application.

Are you applying for a temporary or resident class visa?

Temporary entry class visa
Residence class visa

Step 4. You will be asked if you are outside New Zealand and the type of visa you want to apply for. If you are onshore applying on behalf of someone, please answer the questions from the applicant’s perspective. On the drop-down menu, select ‘Visitor’.



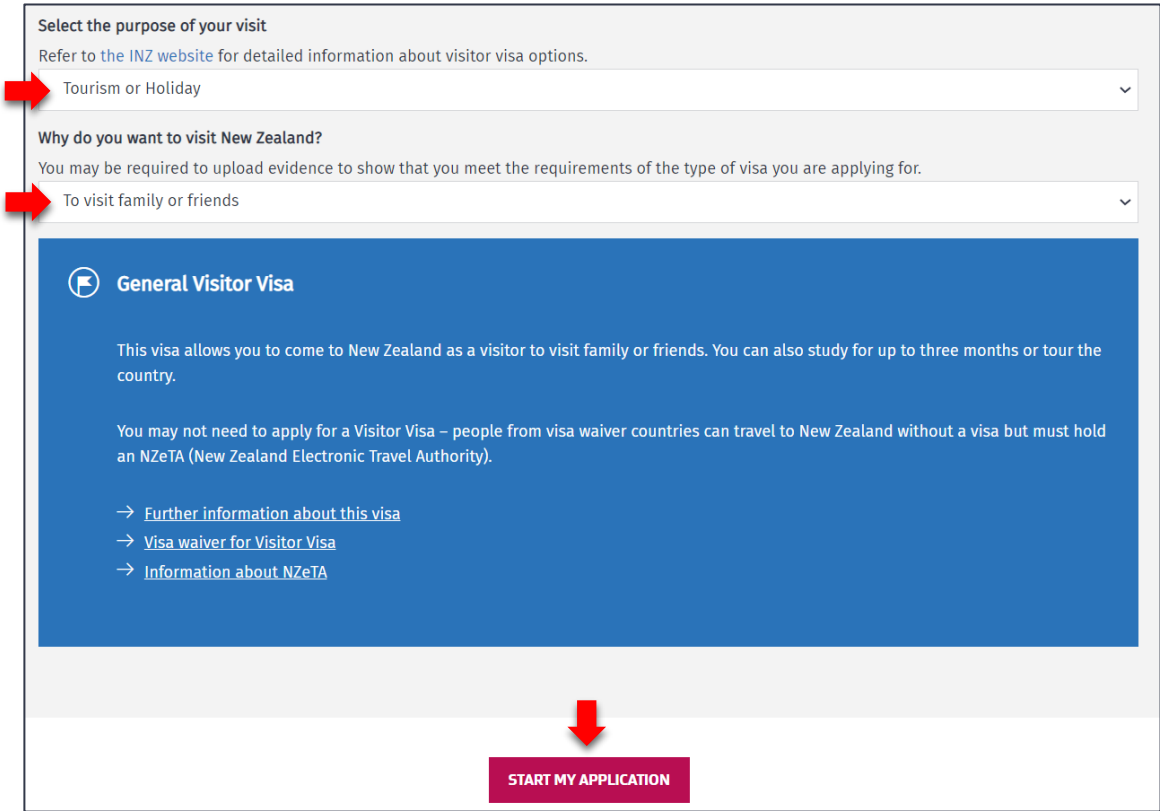
Are you outside New Zealand?
 Yes No

What type of visa do you want to apply for?

Group
Partner or child of a New Zealand citizen, resident or visa holder
Student
Visitor
Work

Step 5. From the drop-down menus, please choose the purpose of your visit, then click ‘start my application’.

Note that answers shown below are an example only, please answer as best suited to your situation.



Select the purpose of your visit
Refer to the [INZ website](#) for detailed information about visitor visa options.

Tourism or Holiday

Why do you want to visit New Zealand?
You may be required to upload evidence to show that you meet the requirements of the type of visa you are applying for.

To visit family or friends

General Visitor Visa

This visa allows you to come to New Zealand as a visitor to visit family or friends. You can also study for up to three months or tour the country.

You may not need to apply for a Visitor Visa – people from visa waiver countries can travel to New Zealand without a visa but must hold an NZeTA (New Zealand Electronic Travel Authority).


→ [Further information about this visa](#)
→ [Visa waiver for Visitor Visa](#)
→ [Information about NZeTA](#)

START MY APPLICATION

How to add another applicant

Step 6. You can include your partner and any dependent children up to the age of 19 in your application. If this is the case, click 'add another applicant' and select the type of applicant from the drop-down menu. You will need to provide their details. Any dependent children aged 20 and over will need to apply for their own visa separately.


Applicants
Some visa types allow more than one applicant in an application. If so, the Add another applicant button will display.


ADD ANOTHER APPLICANT


Surname or family name ↓	Given or first name	Applicant type	Action	Status	Options
Principal applicant		Primary	CONTINUE	Draft	

Add applicant ×

Additional applicant type



- Partner
- Dependent Child

 **ADD APPLICANT**

Here is how we define partners: www.immigration.govt.nz/new-zealand-visas/apply-for-a-visa/tools-and-information/support-family/partnership

Here is how we define dependent children: www.immigration.govt.nz/new-zealand-visas/apply-for-a-visa/tools-and-information/support-family/dependent-children

Step 7. Click 'continue' to enter the details for each applicant.

Surname or family name ↓	Given or first name	Applicant type	Action
Principal applicant		Primary	

Step 8. Please provide your identity information. If you have a mononym (a single word official name), tick 'yes'. If you have a first name and a surname, tick 'no'.

Fill in your name(s) as shown exactly on your passport.

Identity information

Do you have a mononym?
This is when your official name is one name. Answer No if you have a first name and surname displayed in your passport.
 Yes No

Given or first name
As stated in your passport.

Middle names
As stated in your passport. Leave blank if no middle name is displayed in your passport.

Surname or family name
As stated in your passport.

If you have used other names, you will be asked to enter them. These might include your birth name, your name from marriage or from adoption, your English name or other names you are known by. If none, tick 'No' to this question.

Have you ever used any other names?
This includes your birth name, your name from marriage or from adoption, your English name, or other names your are known by.
 Yes No

Step 9. Add the country you will be in when this application is submitted. Tick ‘yes’ or ‘no’ to a series of questions about your previous dealings with Immigration New Zealand and if you hold an Australian permanent resident visa.

New Zealand immigration history

What country or territory will you be in when this application is submitted?

Samoa




Have you previously applied for a New Zealand visa?
This includes anyone applying for you on your behalf.
 Yes No

Have you previously requested an NZeTA (New Zealand Electronic Travel Authority)?
This includes anyone requesting one for you on your behalf.
 Yes No

Do you hold an Australian Permanent Resident Visa?
 Yes No

Have you ever travelled to New Zealand?
 Yes No

Step 10. Enter your passport details. Please ensure these are correct.

Passport number Generally found in the top right-hand corner of the identity page of your passport.			
ABC12345			
Country or territory of issue Find the field named 'Code', 'Issuing Country' or 'Country Code' in your passport.			
Samoa			
Nationality as shown in passport			
Samoa			
Passport issue date			
02	10	2019	
Passport expiry date			
01	10	2024	
Gender as shown in passport			
Male			
Date of birth as shown in passport			
02	02	1978	

Step 11. Type in your country of birth, the state/province/region, and the town/city.

Country or territory of birth
Samoa
State or province or region of birth
Upolu
Town or city of birth
Apia

Step 12. If you have a national identity number in your home country, please enter the details.

National identity details

Do you have a national identity number?
 Yes No

National identity number

123456

Country or territory of issue

Samoa

Step 13. If you are a citizen of another country, please provide details. You may click ‘add another country of citizenship’ if you have further countries to record.

Other citizenships

Do you hold any other citizenships?
 Yes No

Enter details of all other countries you are a citizen of

Country of citizenship

Start typing and select a country from the list...

Do you hold a passport in this citizenship?
 Yes No

+ ADD ANOTHER COUNTRY OF CITIZENSHIP

Uploading a photo

Step 14. Upload your photo by clicking ‘Choose file’. If upload is successful, it will show ‘confirmed’ here.

Your visa photo must be less than 6 months old and must meet our photo requirements: www.immigration.govt.nz/new-zealand-visas/apply-for-a-visa/tools-and-information/acceptable-photos

Please do not use the photo page of your passport.

Upload photo


Your visa photo must be less than 6 months old and must meet [our photo requirements](#). Do not use the photo page of your passport.

When you upload your photo, it must be:

- a .jpeg or .jpg file
- between 500 KB and 3 MB
- between 900 x 1200 pixels and 2250 x 3000 pixels.

Upload your photo

No file chosen



Step 15. Enter the details of where you are living when you submit this application. Type in your physical address, email address and preferred contact number or an optional alternative number. This will help us contact you.

Current country or territory

Samoa

Your current physical address

Beach RD, Apia, WSM

Is your postal address the same as your physical address?
Select No if you want to receive mail at a different address from your current physical address.

Yes No

Email address

We will use your online account as your primary contact address. Your nominated email address will be used to notify you when we have sent notices, documents and other communications to your online account. Please provide us with an email address you check regularly and where emails will be received without issue.

Firstname.LastName@YourEmail.com

ALERT
Please check that you have entered your email address accurately.

Applicant's preferred contact number

Enter country code, area code and phone number with no spaces e.g. +641239876544 (maximum of 16 characters)

+68512345

At the bottom of the page, click 'Save and continue'.

Step 16. Tick 'yes' or 'no' if you are a premium loyalty member of a programme managed by one of our partner organisations.

Do you have membership with one of Immigration New Zealand's tourism partners?
Please ensure you check that you are a premium loyalty programme member.

Yes No

More information about this is on our website: www.immigration.govt.nz/new-zealand-visas/preparing-a-visa-application/your-journey-to-new-zealand/special-visa-processing-arrangements

Proof of financial support

Step 17. The following questions ask about your financial support during your intended travel to New Zealand.

Tick 'yes' if you are able to financially support yourself during your stay, including onward travel. If 'no', you will need a sponsor to support you. The criteria and process are found here:

www.immigration.govt.nz/new-zealand-visas/apply-for-a-visa/tools-and-information/sponsorship/criteria-and-process-for-sponsors

Your financial support

Are you able to financially support yourself during your stay – including onward travel?

Yes No


Do you have a New Zealand person or New Zealand organisation sponsoring your stay?

Yes No

ALERT

Your sponsor will be required to complete an online sponsorship form.

If a New Zealand person or organisation is sponsoring your stay, your sponsor must create their own RealMe account and provide you with their **sharing ID** found on 'My dashboard'.

NEW ZEALAND IMMIGRATIONLOG OUT

My dashboard My visas Employ migrants My sponsorships

Welcome to Immigration Online

My sharing ID is **CSC-Y5B1W6-2022--161848**

People will need to enter your sharing ID in their online application in order to give you access to an application or network, or to nominate you as a sponsor.
If you want to share your application or network with another person, ask for their sharing ID.

You will be asked later at the 'Supporting documents' section to enter this **sharing ID** including the sponsor's name and email address. Please ensure these details are correct as we will email your sponsor to ask them to complete a sponsorship form online.

Sponsor details

Name of your sponsor
Full name of the person or organisation sponsoring you.

MySponsorFirstName LastName

Sponsor's email address

MySponsor@Email.com

ALERT
This email address will be used to communicate with your sponsor. Please provide an email address that they check regularly and check that you have entered it accurately.

Sponsor's sharing ID
Contact your sponsor to get their [Sharing ID](#). Please copy and paste the number or type carefully.

CSC-Y581W6-2022-161848

Tick 'yes' if you have prepaid accommodation or staying with family/friends and please enter the full address if you know where it is. You must have at least NZD \$400 available for each person, for each month of stay.

If you don't have prepaid accommodation, you or your sponsor must have at least NZD \$1000 available for each person, for each month of stay.

Do you have prepaid accommodation?

Yes No

Full address of accommodation - if known
If you are staying at more than one address, enter the first address.

Start typing and select the complete address from the list, select 'Enter manually...' if not found

Do you have at least NZD \$400 available for each person, each month?

Yes No

From the drop-down menu, select what evidence of your onward travel you will be able to provide. If you choose 'other', please provide further details.

What evidence of onward travel will you provide?

Other

I have evidence of a pre-paid booking

I have sufficient funds to purchase travel

Other

Step 18. Tick 'yes' or 'no' if you require a multiple journey visa. Enter your estimated date of arrival in New Zealand and when you will depart.

Your stay in New Zealand

Do you require a multiple journey visa?
Select Yes if you intend on travelling in and out of New Zealand with this visa.

Yes No

Estimated date of arrival in New Zealand

<i>dd</i>	<i>mm</i>	<i>yyyy</i>	
-----------	-----------	-------------	--

Estimated date of departure from New Zealand

<i>dd</i>	<i>mm</i>	<i>yyyy</i>	
-----------	-----------	-------------	--

Step 19. If anyone included in this application is under 16 and planning to stay for more than 12 months, they must have permission to travel with just one parent. Evidence of sole custody or permission from the other parent must be provided. Choose which option applies to this application.

This application includes:

<input type="checkbox"/>	No one under 16
<input type="checkbox"/>	At least one applicant is under 16 and staying in NZ for 12 months or less
<input type="checkbox"/>	At least one applicant is under 16, staying in NZ for more than 12 months and travelling with both parents
<input type="checkbox"/>	At least one applicant is under 16, staying in NZ for more than 12 months and travelling with their sole custody parent
<input type="checkbox"/>	At least one applicant is under 16, staying in NZ for more than 12 months and travelling with just one of their parents

At the bottom of the page, click "Save and continue".

Character & Health Sections

Step 20. This section has four questions to determine whether you meet the character requirements for this visa. If you tick 'yes' to any of these questions, you will need to provide further details. Please answer these questions honestly as non-disclosure may affect your visa status.

Character details

Have you ever been convicted at any time of any offence, including any driving offence?
You must include all overseas convictions. You do not need to include New Zealand convictions covered by the [New Zealand Criminal Records \(Clean Slate\) Act 2004](#).

Yes No

Are you currently under investigation, wanted for questioning, or facing charges for any offence in any country including New Zealand?

Yes No

Have you ever been expelled, deported, excluded, removed from or refused entry to any country?

Yes No

Have you ever been refused a visa or permit by any country excluding New Zealand?

Yes No

At the bottom of the page, click "Save and continue".

Step 21. The information you provide in the health section of the online form will determine if your health meets the requirements for this visa. If you tick 'yes' to any of these questions, you will need to provide further details. Please answer these questions honestly as non-disclosure may affect your visa status.

Tuberculosis

Do you have tuberculosis?

Yes No

Medical care during your stay in New Zealand

Do you have any medical condition that requires, or may require, one or more of the following during your stay in New Zealand?

Renal dialysis
Renal dialysis is a medical treatment required by people who have experienced kidney failure.

Yes No

Hospital care

Yes No

Residential care
Residential care is long-term care provided in live-in facilities for the aged or for people with physical, sensory, intellectual or psychiatric disabilities.

Yes No

You may be required later to provide medical certificates. Once you submit this form, we will check any previously provided certificates and advise you if you need to obtain one.

Step 22. From the drop-down menu, please choose your length of stay in New Zealand.

Length of stay

How long do you plan to stay in New Zealand?

1 month or less
More than 1 month and up to 3 months
More than 3 months and up to 6 months
More than 6 months and up to 12 months
More than 12 months

At the bottom of the page, click "Save and continue".

Step 23. From the drop-down menu, choose if you are currently working, not working or retired. This includes employment or self-employment in your home country.

Current employment

Are you currently working?
This includes employment and self-employment in your home country.

Yes
No
Retired

If you are working, you will be asked details of your current employment. If you are retired, you will be asked to provide details of your last paid work.

Current employment

Are you currently working?
This includes employment and self-employment in your home country.

Yes

Provide details of your current work

Start date
Enter month and year.

9 2009

Role or job title
If you can't find your role try entering your industry and locate an nec (not elsewhere classified) option.

221111 - Accountant (General)

Country or territory of work

Samoa

State or province or region

Apia

At the bottom of the page, click 'Save and continue'.

Step 24. From the drop-down menu, choose the option that best describes your current partnership status.

Immigration New Zealand's definition of partnership is on our website:

<https://www.immigration.govt.nz/about-us/site-information/glossary#partner>

Relationship status

What is your partnership status?
You must choose the option that best describes your current partnership status. [Definition of partner.](#)

Single
Married / in civil union
Partner / de facto
Engaged
Separated
Divorced
Widowed

Step 25. If you have any contacts in New Zealand, please provide their details. Contacts may include close friends and family members. Click 'add another contact' to add more contacts if required.

New Zealand contacts

Do you have any contacts in New Zealand?
 Yes No

Provide the name, address and contact details of any friends, relatives or contacts you have in New Zealand
It is not necessary to list all acquaintances. Contacts could include close friends and family.

Contact's given or first name
ContactFirstName

Contact's middle names
ContactMiddleName

Contact's surname or family name
ContactLastName

Contact's relationship to you
Family

Contact's date of birth
2 2 1978

Enter their address
21 Compton Crescent, Taita, Lower Hutt, Wellington, 5011, NZL

Enter their contact number
Enter country code, area code and phone number separated by spaces e.g. +64 123 9876544
+642112345678

Enter their email address
MyContact@Email.com

+ ADD ANOTHER CONTACT

At the bottom of the page, click 'Save and continue'.

Completing form on behalf

Step 26. If you are completing this form on behalf of someone else, tick 'yes' to this question and choose in the drop-down menu in what role. You will be asked to provide your name, address, and contact details.

Person completing form

Are you completing this form on behalf of someone else?
You are only completing this form on behalf of someone else if you are not included in the application. Select No if you are applying for a visa for yourself and have included additional people in the same application.
 Yes No

In what capacity are you completing this form?

Licensed immigration adviser
Person exempt from licensing
Parent or guardian of a dependent child who is under 18 years of age
Assisting by recording information on the form

Provide the name, address and contact details of the person completing the form.

Given or first name

Surname or family name

Company or organisation name – if applicable

Some people giving immigration advice may need to be licensed. For more information, visit www.immigration.govt.nz/assist-migrants-and-students/advise-migrants/regulations-and-licensing/licensing

Tick 'no' to this question if you are completing this form for yourself and any additional people you have included in this application. If you have received assistance or immigration advice, you must describe the nature of the advice and provide the assisting person's details.

Person completing form

Are you completing this form on behalf of someone else?
You are only completing this form on behalf of someone else if you are not included in the application. Select No if you are applying for a visa for yourself and have included additional people in the same application.
 Yes No

Advice

Section 7 of the Immigration Advisers Licensing Act 2007 defines immigration advice as 'using, or purporting to use, knowledge of or experience in immigration to advise, direct, assist, or represent another person in regard to an immigration matter relating to New Zealand, whether directly or indirectly and whether or not for gain or reward'.
→ [Adviser licensing information](#)

Have you received assistance or immigration advice relating to this application?
 Yes No

At the bottom of the page, click "Save and continue".

Uploading PDFs

Step 27. Based on the information you have provided, you must upload the following documents to support your visa application.

The size of each document must be in PDF (Portable Document Format) and not exceed 10MB. If you have multiple documents to upload as evidence for the same requirement, combine these together into a single PDF file before you upload them.

For help uploading documents, visit www.immigration.govt.nz/about-us/our-online-systems/applying-for-a-visa-online/immigration-online/how-to-use-immigration-online/uploading-documents-photographs

English or translations

You must tick 'yes' to this question if all the documents you intend to upload are in English.

Are all the documents you intend to upload in English?

Yes No

Tick 'no' if your documents are not in English. If that is the case, you must provide English language translations for any documents that are not already in English with your application. This includes medical and police certificates and all supporting documents.

You must also upload the original or certified copies of those documents, along with these translations in the upload box provided.

For more information on what translations we accept, please visit www.immigration.govt.nz/english-translation

To upload your documents, click 'browse' then open the file in your computer. The file name will show here if it was uploaded successfully.

Identity evidence

In this section, you must upload the relevant pages of your:

- passport or travel document
- national identification card – if available
- a visa if you are living in a country that is not your country of citizenship. If you have the right to reside without a visa, upload a document explaining the circumstances.

Identity evidence

Upload the relevant pages of the passport or travel document you will be travelling on

Your passport or travel document
 Include any pages with your photo, personal details, details of your family, name change endorsement or extensions to expiry date.

BROWSE

Your national identification card – if available
 Providing your identification card can help us process your application. If you have more than one identification card, scan all into one document and upload.

BROWSE

Are you living in a country that is not your country of citizenship?
 Yes No

What country are you living in?

Evidence of the visa that entitles you to live in that country
 If you have the right to reside without a visa, upload a document explaining the circumstances.

BROWSE

Purpose of visit evidence

In this section, you must upload your:

- travel itinerary or a document detailing your plans
- travel itinerary or a document detailing your plans of intended multiple journeys (if applicable)
- any other information or evidence that supports your reason of travel

Purpose of visit evidence

Evidence of your plans in New Zealand
 This could be a travel itinerary or a document detailing your plans.

BROWSE

Evidence of multiple journeys to New Zealand
 This could be a travel itinerary or a document that details your intended multiple journeys in and out of New Zealand .

BROWSE

Evidence of genuine intent

In this section, you must upload:

- letter from your employer showing that your leave from work is approved and the date you are expected to return
- letter of leave from school for children who attend school
- a copy of your Australian visa if you plan to travel to Australia immediately before or after your visit (if applicable)

- other additional evidences that will help us assess your intentions. More information can be found at: www.immigration.govt.nz/new-zealand-visas/preparing-a-visa-application/character-and-identity/bona-fide/evidence-genuine-visitor

Evidence of genuine intent

Evidence from your employer showing that your leave from work is approved
 An optional upload to confirm your intent to return to work in your home country

BROWSE

Evidence of your Australian visa – if applicable
 If you plan to travel to Australia immediately before or after your visit to New Zealand, uploading evidence of it here will assist us in processing your application.

BROWSE

Other evidence of genuine intent
 In addition to the evidence provided above, additional evidence will help with assessing whether you genuinely intend to stay in New Zealand temporarily and will comply with the conditions of your visa.
 → [Genuine intentions to visit, study or work in New Zealand](#)

Do you want to upload other evidence of your genuine intent in support of your application?
 Yes No

Provide details of the other evidence you wish to upload

Type

Type
▼

- Cover letter
- Family declaration
- Home country government evidence
- Letter from employer - (genuine Intent)
- Other country immigration status
- Other genuine intent evidence
- Personal circumstances

+ ADD ANOTHER DOCUMENT

Evidence of funds

In this section, please upload:

- bank or financial statements in your name, or in the name of one of the additional applicants, and these must show at least a 6 month history. Combine all pages and upload as one document
- evidence of Tourism Industry Partnership membership, if applicable
- evidence of prepaid accommodation for all people included in this application
- evidence you have paid onward travel for all people included in this application

Type of statement
For example: bank savings, current account, credit card, term deposit, loan statement, or a combination.

Bank or organisation name

Bank or organisation branch

Bank or organisation manager

Value of funds reflected by these documents

Statements

Evidence of your Tourism Industry Partnership membership
Check the [INZ website](#) for evidence where required. Where you are required to provide multiple documents, combine them into one PDF for upload.

Evidence of pre-paid accommodation for all applicants in this application

Evidence you have paid for onward travel for all applicants in this application

Other evidence

If you have other evidence to support your application, please upload it.

Other evidence

Do you have any other evidence to support your application that you want to upload?

Yes No

ALERT

You should only add one document per type. If you have multiple pages for the same category, combine them into one PDF.

Enter details of the other evidence you want to upload

Type

Academic transcript
Additional passport
Birth certificate
Cover letter
Driver's licence
Evidence of character
Household registration
IELTS certificate
Medical insurance confirmation
Other document, not listed
Other evidence of English language
Other evidence of identity
Other financial information
Other medical information
Police certificate
Qualification - (Work History)

Once you have uploaded all the required documents, please tick the box to declare that they accurately represent the statements you have made in this form. You must also declare that you have provided English translations for any documents not already in English. Click 'Save and continue'.

Declaration

I have checked that the documents I have uploaded accurately represent the statements made in this form

I have provided English language translations for any documents not already in English

WARNING

English language translations must be provided for any documents not already in English. If you do not provide translations for your supporting documents your application may be declined.

[Acceptable translation requirements](#)

Step 28. Please review all of the information you have supplied. If you need to change anything, you can do this by clicking 'back' at the bottom of the page.

Step 29. Once you are satisfied that the information you have given us is accurate, you will need to make a declaration. Please read this carefully and tick the box if you understand. Then click 'Ready for submission'. At the point, you will be taken back to the starting page.

Step 30. If you have included your partner and/or dependent children in your application, please make sure you have completed the form for them, including uploading evidence of your relationship. Once their statuses all show 'Ready for submission', you can click 'pay & submit application' to go to the final step.

Surname or family name	Given or first name	Applicant type	Action	Status	Options
Telefoni	Marian	Secondary	CONTINUE	Ready for submission	▼
Telefoni	Ioane	Primary	CONTINUE	Ready for submission	

Payment

Step 31. Finally, please review all application costs. From the drop-down menu, select your payment method and click 'next' at the bottom of the page.

Review application costs

You must pay the application fee online with a credit or debit card (Visa, Mastercard, JCB or AMEX), Union Pay or POLi.
Immigration New Zealand will begin processing your application once the payment is received and cleared. There is no refund regardless of the application result.

Item	Base	Tax amount	Waived/Exempt amount	Total cost
Ioane Smith Telefonu - Visitor - General - Application fee - VV00218562	\$150.00	\$0.00		\$150.00
Ioane Smith Telefonu - Visitor - General - Immigration levy - VV00218562	\$21.00	\$0.00		\$21.00
Visitor - General - International Visitor Levy (IVL)	\$0.00	\$0.00		\$0.00
Visitor - General - International Visitor Levy (IVL)	\$0.00	\$0.00		\$0.00


Payment method

POLi

Credit or debit card

UnionPay

Step 32. You will be guided to the payment section of the online form to add your card details or bank details for POLi. You will see a confirmation message when this has been done.



Enter your payment details

Card Number

Card Expiry Date

Card Security Code

Name on Card

Payment Amount \$171.00

Thank you for applying for this visa, and we will contact you when we have made a decision or if we need to request more information from you. For information on how long it may take to process your application visit the INZ website.

www.immigration.govt.nz/processingtimes

न्यूजीलैंड विज़िटस वीज़ा ऑनलाइन अपलाए करे के लिए गाइड

सूची

लॉग-इन / RealMe अकाउंट बनाओ	83
दूसर एप्लिकंट के कैसे जोड़ा जई	86
फोटो अपलोड करो.....	90
फाएनॅशल मदत के सबूत.....	92
चरित्र (केरेकटा) & स्वास्थ्य भाग	95
कोई और के लिए फोर्म भरेके है	98
अपलौडिंग PDFs	99
पयमेंट	105

ई गाइड के बारे में

ई डॉक्यूमेंट के अइम विज़िटस वीज़ा एप्लिकंट के सहायता देवे के लिए है। इसमें फैसला के लिए रेडी एप्लिकेशन जमा करेके के लिए स्क्रीनशॉट और आदेश शामिल हैं। ई डॉक्यूमेंट में अंग्रेज़ी भाषा के वेबसाइट के कुछ लिंक भी हैं जोन आपके लिए मदत करे सके है।

हम लॉग पूरा एप्लिकेशन में एगसाम्पल केवल एक गाइड के रूप में दिया है, किरपा करके आप आपन सब डीटैल्स दे । सब प्रश्न के जवाब सच्चाई और सही से देना क्योंकि ऐसे नई करे से आपके वीज़ा एप्लिकेशन पे असर पड़े सके है।

न्यूज़ीलैंड विज़िटस वीज़ा के बारे में

अगर आप एक ट्युरिस्ट के रूप में न्यूज़ीलैंड के यात्रा करे मंगता है, पलवार और दोस्त के देखे मंगता है या एक छोटा से स्टडी करे मंगता है तो विज़िट वीज़ा के इस्तेमाल कर लो । इसके केवल ऑनलाइन ही अपलाए करा जाए सके है।

आपके आपन रहे के दौरान आपन और आपके एप्लिकेशन में शामिल सब लॉग के सपोर्ट करके काफी पैसा के जरूरत रही या आपके पास एक स्पोनसर रही जोन आपके मदत करे सके है। आप विज़िट वीज़ा पे काम नई करे सकता है ।

किरपा ध्यान देना कि ऑस्ट्रेलिया और कुछ देश के पासपोर्ट हौल्डस को न्यूज़ीलैंड जाए से पहले वीज़ा के लिए एप्लिकेशन करके जरूरत नई है, लेकिन NZeTA (न्यूज़ीलैंड इलेक्ट्रॉनिक ट्रैवल अथॉरिटी) रखे के जरूरी होए सके है।

ऊ देश जिसके वीज़ा के लिए एप्लिकेशन करके जरूरी नई है, लेकिन ऊ लॉग के पास NZeTA होए के चाही, के पूरा सूची हियाँ मिले सके है: www.immigration.govt.nz/new-zealand-visas/preparing-a-visa-application/your-journey-to-new-zealand/before-you-travel-to-new-zealand/visa-waiver-countries

किरपा करके तैयार रखो

ऑनलाइन एप्लिकेशन पूरा करे के लिए आपके जरूरी रही:

- एक RealMe अकाउंट । अकाउंट बनाए के लिए: www.immigration.govt.nz/new-zealand-visas/apply-for-a-visa/tools-and-information/general-information/how-to-create-a-realme-account
- एक वैलिड क्रेडिट या डेबिट कार्ड – हम लॉग Visa, Mastercard, Union Pay, AMEX, JCB or POLi लेता है । केतना फ़ीस भरे के है, जांच करके के लिए: www.immigration.govt.nz/new-zealand-visas/apply-for-a-visa/tools-and-information/tools/office-and-fees-finder
- एक कंप्यूटर और भरोसेमंद इंटरनेट कनेक्शन
- JPG (JPEG) format में एक स्वीकार करे वाला वीजा फोटो: www.immigration.govt.nz/new-zealand-visas/apply-for-a-visa/tools-and-information/acceptable-photos
- Portable Document Format (PDF) में आपके जरूरी डॉक्यूमेंट के स्कैन कॉपी

- अगर आपके डॉक्यूमेंट अंग्रेजी में नई है, तो आपके सब डाक्टर और पुलिस सर्टिफिकेट के अंग्रेजी अनुवाद जरूरी रही । अगर कोई इमिग्रेशन ओफिसा आपके एप्लिकेशन के सपोर्ट में और डॉक्यूमेंट जमा कराए के बोली, तो इसके लिए अंग्रेजी अनुवाद के जरूरी होए सके है। नीचे 'अपलोडिंग पीडीएफ' सेक्शन में मंजूर अनुवाद पर चर्चा करा गये है ।
- अगर आपके पास न्यूजीलैंड के कोई व्यक्ति या संस्था आपके यात्रा के स्पोनसा करे है, तो ऊ लोग के आपन खुद के RealMe अकाउंट बनाए के पड़ी (अगर ऊ लोग के पास कोई अकाउंट नई है) और ऊ लोग के पास आपन ईमेल पता और शेअर करे वाला आईडी तैयार होए के चाही। नीचे 'फाएर्नेशल सहायता का प्रूफ' भाग में डीटैल में चर्चा करा गये है।

ऑनलाइन फॉर्म हियाँ मिली:

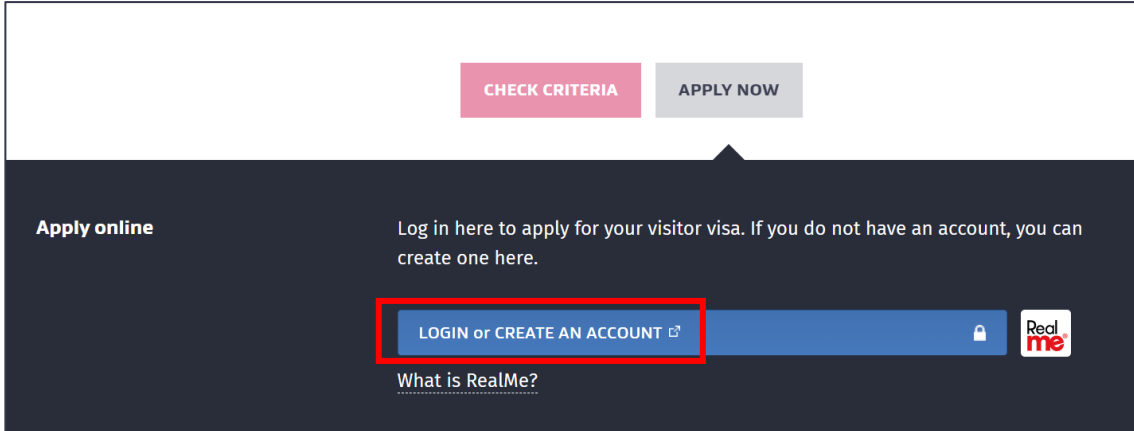
<https://www.immigration.govt.nz/new-zealand-visas/apply-for-a-visa/about-visa/visitor-visa>

आपके पलवार के कोई सदस्य आपके लिए ऑनलाइन विज़िटर वीज़ा एप्लिकेशन करे सके है । एप्लिकेशन फॉर्म पे ऊ लोग के ई बात बताए के पड़ी । किरपा करके नोट करो कि एप्लिकंट और स्पोनसर दूनो के आपन-आपन RealMe अकाउंट रहे के जरूरी है ।

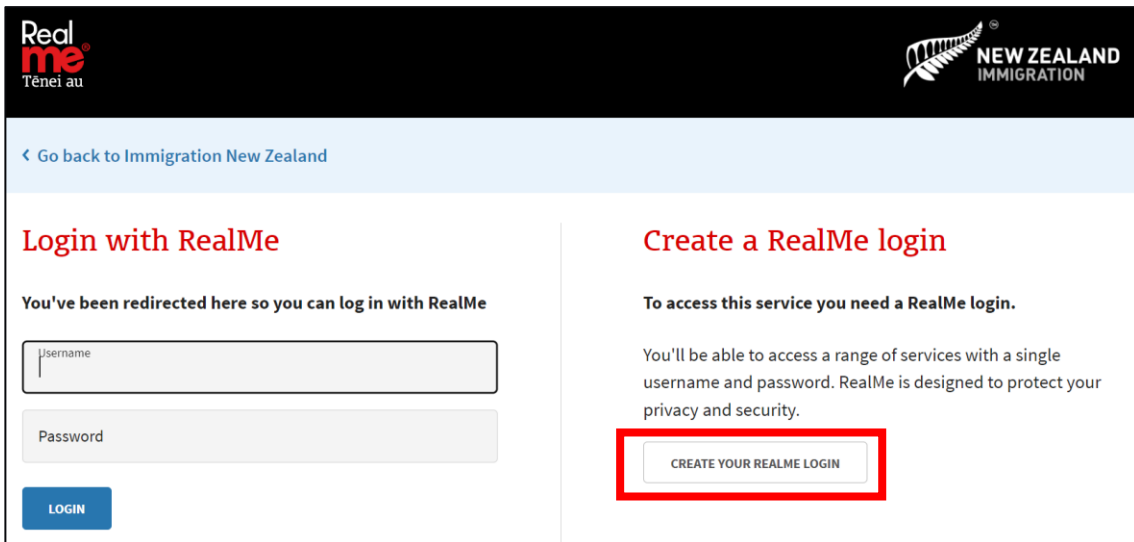
स्टेप बाय स्टेप ऑनलाइन एप्लिकेशन तरीका

लॉग-इन / RealMe अकाउंट बनाओ

स्टेप 1. आपके आपन RealMe लॉग इन के इस्तेमाल करके लॉग-इन करके पड़ी। अगर आपके पास अकाउंट नई है, तो आपके इमिग्रेशन वेबसाइट पे एक बनाए के पड़ी।



RealMe अकाउंट न्यूज़ीलैंड सरकार के तरफ से इस्तेमाल करे वाला एक सुरक्षित ऑनलाइन पहचान सेवा है।



स्टेप 2. एक बार जब आप लॉग इन होए गया है, तो 'My visas' पे क्लिक करो । फिर नवा एप्लिकेशन करके के लिए अगला पैज पे 'Apply for a visa' पे क्लिक करो ।

My visas

Apply for and manage your individual applications.

Manage accreditation and job checks

Before you can employ migrants, you need to apply for employer accreditation. Select Employ migrants to create and manage accreditation and job check applications and to hire migrants.

MY VISAS

EMPLOY MIGRANTS

My dashboard > My visas

My visas

Draft applications

Select the Apply for a visa button to create a new application or select Continue from Options dropdown to open and complete a draft application.

Search **APPLY FOR A VISA**

Principal applicant	Application ID	Application type	Created on ↓	Modified on	Options
No draft applications.					

स्टेप 3. अगला पैज पे 'Your situation' तक स्करोल करके ड्रॉप-डाउन मेनू में से 'Temporary entry class visa' चुनो ।

Your situation

These questions ensure this is the right application form for you. Answers to these questions are retained by Immigration New Zealand as part of your application.

Are you applying for a temporary or resident class visa?

Temporary entry class visa
Residence class visa

स्टेप 4. आपसे पूछा जाई कि क्या आप न्यूज़ीलैंड से बाहर है और आप कौन रकम के वीज़ा के लिए अपलाए करे मंगता है । अगर आप न्यूज़ीलैंड में है और कोई और के लिए अपलाए करता है, तो किरपा करके एप्लिकंट के दृष्टिकोण से सवाल के जवाब दो । ड्रॉप-डाउन मेनू से 'Visitor' चुनो ।



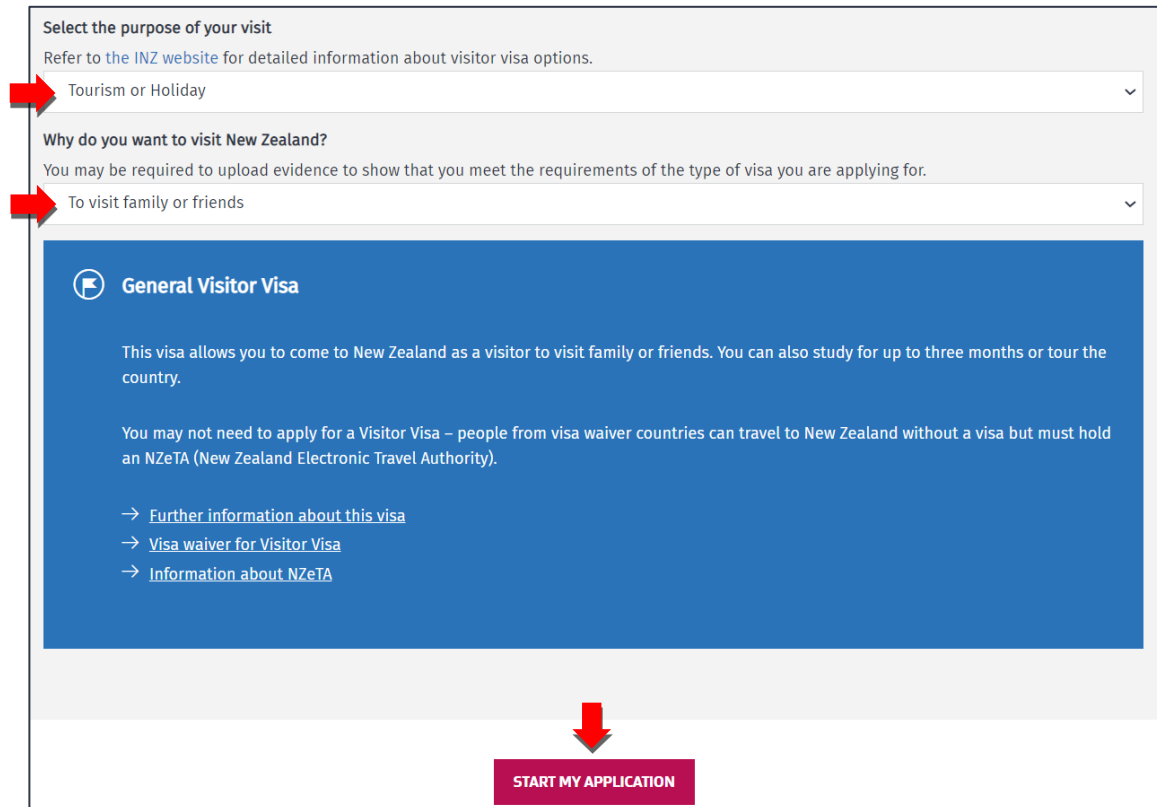
Are you outside New Zealand?
 Yes No

What type of visa do you want to apply for?

Group
Partner or child of a New Zealand citizen, resident or visa holder
Student
Visitor
Work

स्टेप 5. ड्रॉप डाउन मेनू से, किरपा करके आपन यात्रा के कारण चुनो, फिर 'start my application' पे क्लिक करो.

नोट: नीचे दिखाए वाला सब जवाब खली एगसाम्पल है । आप आपन सिचुएशन के हिसाब से जवाब चुनो ।



Select the purpose of your visit
Refer to the [INZ website](#) for detailed information about visitor visa options.

Tourism or Holiday

Why do you want to visit New Zealand?
You may be required to upload evidence to show that you meet the requirements of the type of visa you are applying for.

To visit family or friends

General Visitor Visa

This visa allows you to come to New Zealand as a visitor to visit family or friends. You can also study for up to three months or tour the country.

You may not need to apply for a Visitor Visa – people from visa waiver countries can travel to New Zealand without a visa but must hold an NZeTA (New Zealand Electronic Travel Authority).

→ [Further information about this visa](#)
→ [Visa waiver for Visitor Visa](#)
→ [Information about NZeTA](#)


START MY APPLICATION

दूसर एप्लिकंट के कैसे जोड़ा जई

स्टेप 6. आप आपन एप्लिकेशन में आपन पार्टनर और 19 वर्ष के उमर तक के किसी भी डिपेंडेंट बच्चा के शामिल करे सकता है। अगर ऐसा है, तो 'add another applicant' पे क्लिक करके, ड्रॉप-डाउन मेनू से 'Additional applicant type' चुनो । आपके ऊ लोग के विवरण देके पड़ी । 20 वर्ष और उससे जादा उमर के कोई भी डिपेंडेंट बच्चा के आपन वीज़ा के लिए अलग से एप्लिकेशन करेके पड़ी ।

Applicants


Some visa types allow more than one applicant in an application. If so, the Add another applicant button will display.


ADD ANOTHER APPLICANT


Surname or family name ↓	Given or first name	Applicant type	Action	Status	Options
Principal applicant		Primary	CONTINUE	Draft	

Add applicant

Additional applicant type




- Partner
- Dependent Child

 **ADD APPLICANT**

पार्टनर के मतलब हियाँ मिली: www.immigration.govt.nz/new-zealand-visas/apply-for-a-visa/tools-and-information/support-family/partnership

डिपेंडेंट बच्चा के मतलब हियाँ मिली: www.immigration.govt.nz/new-zealand-visas/apply-for-a-visa/tools-and-information/support-family/dependent-children

स्टेप 7. सब एप्लिकंट के विवरण देवे के लिए 'continue' पे क्लिक करो ।

Surname or family name ↓	Given or first name	Applicant type	Action
Principal applicant		Primary	

स्टेप 8. किरपा आपन पहचान के जानकारी प्रदान करो । अगर आपके पास एक उपनाम (एक शब्द वाला ऑफिशियल नाम) है, तो 'Yes' पर क्लिक करो। अगर आपके पहला नाम और उपनाम है, तो 'No' पर क्लिक करो।

आपन नाम वैसे लिखो जैसे कि आपके पासपोर्ट पे दिखाए गये है।

Identity information

Do you have a mononym?
This is when your official name is one name. Answer No if you have a first name and surname displayed in your passport.
 Yes No

Given or first name
As stated in your passport.

Middle names
As stated in your passport. Leave blank if no middle name is displayed in your passport.

Surname or family name
As stated in your passport.

यदि आप कोई और नाम इस्तेमाल करता है, तो आपके ऊ सब नाम के दर्ज करे के लिए बोला जई । इसमें आपके जन्म नाम, विवाह या गोद लेवे से आपके नाम, आपके अंग्रेजी नाम या और कोई नाम शामिल होए सके है जोन आपके पता है। अगर नई है, तो ई प्रश्न के लिए 'No' पे क्लिक करो।

Have you ever used any other names?
This includes your birth name, your name from marriage or from adoption, your English name, or other names your are known by.
 Yes No

स्टेप 9. ऊ देश जोड़ें जहां आप ई एप्लिकेशन सबमिट करके टाएम रहेगा । इमिग्रेशन न्यूजीलैंड के साथ आपके पिछले संपर्क के बारे में और अगर आपके पास ऑस्ट्रेलियन पर्मनेंट रेसिडेंट वीजा है, तो सब प्रश्न के लिए 'Yes' या 'No' पे क्लिक करो ।

New Zealand immigration history

What country or territory will you be in when this application is submitted?

Samoa

Have you previously applied for a New Zealand visa?
This includes anyone applying for you on your behalf.

Yes No

Have you previously requested an NZeTA (New Zealand Electronic Travel Authority)?
This includes anyone requesting one for you on your behalf.

Yes No

Do you hold an Australian Permanent Resident Visa?

Yes No

Have you ever travelled to New Zealand?

Yes No

स्टेप 10. आपन पासपोर्ट डीटैल्स लिखो। किरपा शुआ करो सब सही है ।

Passport number
Generally found in the top right-hand corner of the identity page of your passport.

ABC12345

Country or territory of issue
Find the field named 'Code', 'Issuing Country' or 'Country Code' in your passport.

Samoa

Nationality as shown in passport

Samoa

Passport issue date

02	10	2019	
----	----	------	--

Passport expiry date

01	10	2024	
----	----	------	--

Gender as shown in passport

Male

Date of birth as shown in passport

02	02	1978	
----	----	------	--

स्टेप 11. आपन जनम के देश, स्टेट/प्रोविंस/प्रांत, और शहर टाइप करो ।

Country or territory of birth
Samoa
State or province or region of birth
Upolu
Town or city of birth
Apia

स्टेप 12. अगर आपके पास आपन देश में नेशनल आई डी नम्बर है, तो किरपा करके डीटैल्स दर्ज करो।

National identity details
Do you have a national identity number?
<input checked="" type="radio"/> Yes <input type="radio"/> No
National identity number
123456
Country or territory of issue
Samoa

स्टेप 13. अगर आप कोई और देश के नागरिक है, तो किरपा डीटैल्स प्रदान करो । अगर आपके पास रिकॉर्ड करके के लिए और देश है, तो आप 'add another country of citizenship' पर क्लिक कर सकता है।

Other citizenships
Do you hold any other citizenships?
<input checked="" type="radio"/> Yes <input type="radio"/> No
Enter details of all other countries you are a citizen of
Country of citizenship
<input type="text" value="Start typing and select a country from the list..."/>
Do you hold a passport in this citizenship?
<input type="radio"/> Yes <input type="radio"/> No
+ ADD ANOTHER COUNTRY OF CITIZENSHIP

फोटो अपलोड करो

स्टेप 14. 'Choose file' पे क्लिक करके आपन फोटो अपलोड करो। अगर अपलोड सफल है, तो हियाँ 'confirmed' दिखाई।

आपके वीजा फोटो 6 महीना से कमती पुराना होए के चाही और हम लोग के फोटो की शर्त पूरा करेके पड़ी:
www.immigration.govt.nz/new-zealand-visas/apply-for-a-visa/tools-and-information/acceptable-photos

किरपा आपन पासपोर्ट के फोटो पैज के इस्तेमाल नई करना।

Upload photo


Your visa photo must be less than 6 months old and must meet our [photo requirements](#). Do not use the photo page of your passport.

When you upload your photo, it must be:

- a .jpeg or .jpg file
- between 500 KB and 3 MB
- between 900 x 1200 pixels and 2250 x 3000 pixels.

Upload your photo

No file chosen



स्टेप 15. हियाँ उ जगह के डीटैल्स लिखो जहाँ से आप इ एप्लिकेशन सबमिट करेगा । आपन घर के पता, ईमेल पता और पसंद के संपर्क फोन नंबर या एक ऑपशन नंबर टाइप करो । इससे हम्मं आपसे संपर्क करे में मदत मिली।

Current country or territory

Your current physical address

Is your postal address the same as your physical address?
Select No if you want to receive mail at a different address from your current physical address.

Yes No

Email address

We will use your online account as your primary contact address. Your nominated email address will be used to notify you when we have sent notices, documents and other communications to your online account. Please provide us with an email address you check regularly and where emails will be received without issue.

ALERT

Please check that you have entered your email address accurately.

Applicant's preferred contact number

Enter country code, area code and phone number with no spaces e.g. +641239876544 (maximum of 16 characters)

ई पैज के नीचे, 'Save and continue' पे क्लिक करो ।

स्टेप 16. अगर आप हम लोग के पार्टनर संस्था के प्रोग्राम का प्रीमियम लॉयल्टी मेम्बर है तो 'yes' or 'no' पे क्लिक करो ।

Do you have membership with one of Immigration New Zealand's tourism partners?
Please ensure you check that you are a premium loyalty programme member.

Yes No

और जानकारी हम लोग के वेबसाइट पे है: www.immigration.govt.nz/new-zealand-visas/apply-for-a-visa/tools-and-information/general-information/special-visa-processing-arrangements

फाएनेंशल मदत के सबूत

स्टेप 17. नीचे के प्रश्न आपके न्यूजीलैंड यात्रा के दौरान आपके फाएनेंशल सपोर्ट के बारे में हैं ।

अगर आप आपन यात्रा और प्रवास के दौरान फाएनेंशल रूप से आपन देखभाल करे सकता है, तो 'yes' पर क्लिक करो ।
अगर 'no' है, तो आपके सपोर्ट के लिए एक स्पोनसा के जरूरत रही ।

स्पोनसाशिप डीटैल्स हियाँ मिली:

www.immigration.govt.nz/new-zealand-visas/apply-for-a-visa/tools-and-information/sponsorship/criteria-and-process-for-sponsors

Your financial support

Are you able to financially support yourself during your stay – including onward travel?

Yes No

Do you have a New Zealand person or New Zealand organisation sponsoring your stay?

Yes No

ALERT

Your sponsor will be required to complete an [online sponsorship form](#).

अगर कोई न्यूजीलैंड नागरिक या संस्था आपके स्पोनसा करे है तो ऊ लॉग के आपन RealMe अकाउंट बनाए के जरूरत है और आपके sharing ID देके पड़ी जोन 'My dashboard' में मिली ।

NEW ZEALAND IMMIGRATION

LOG OUT

My dashboard My visas Employ migrants My sponsorships

Welcome to Immigration Online

My sharing ID is **CSC-Y5B1W6-2022--161848**

People will need to enter your sharing ID in their online application in order to give you access to an application or network, or to nominate you as a sponsor.
If you want to share your application or network with another person, ask for their sharing ID.

स्पोनसा के नाम और ईमेल पता सहित, शेअरिंग आईडी के दर्ज करे के लिए आपसे बाद में 'सपोर्टिंग डॉक्यूमेंट' भाग में पूछा जई। किरपा शुआ करना कि सब विवरण सही है क्योंकि हम लॉग आपके स्पोनसा के एक ऑनलाइन स्पोनसाशिप फोर्म भरे के लिए ईमेल करेगा।

Sponsor details

Name of your sponsor
Full name of the person or organisation sponsoring you.

MySponsorFirstName LastName

Sponsor's email address

MySponsor@Email.com

ALERT
This email address will be used to communicate with your sponsor. Please provide an email address that they check regularly and check that you have entered it accurately.

Sponsor's sharing ID
Contact your sponsor to get their [Sharing ID](#). Please copy and paste the number or type carefully.

CSC-Y581W6-2022-161848

अगर आपके पास प्री-पैड रहे के जगह है या आप पलवार या दोस्त के साथे रहेगा, तो 'yes' क्लिक करो और अगर आपके ऊ जगह पता है के तो पूरा पता लिखो। आपके पास एक-एक जन के लिए हर महीना के लिए NZD \$400 होए के चाही । अगर आपके पास प्री-पैड रहे के जगह नई है, तो आपके स्पोनसा के पास एक-एक जन के लिए हर महीना के लिए NZD \$1000 होए के चाही ।

Do you have prepaid accommodation?

Yes No

Full address of accommodation - if known
If you are staying at more than one address, enter the first address.

Start typing and select the complete address from the list, select 'Enter manually...' if not found

Do you have at least NZD \$400 available for each person, each month?

Yes No

ड्रॉप डाउन मेनू से आपन आगे के यात्रा के लिए जोन एविडेंस दे सको ऊ चुनो । अगर आप 'other' चुना है तो और जानकारी देव ।

What evidence of onward travel will you provide?

Other

I have evidence of a pre-paid booking

I have sufficient funds to purchase travel

Other

स्टेप 18. अगर आपके multiple journey visa चाही, तो 'yes' or 'no' पे क्लिक करो । अनुमान से न्यूज़ीलैंड आने और लौटने के तारीख लिखो ।

Your stay in New Zealand

Do you require a multiple journey visa?
 Select Yes if you intend on travelling in and out of New Zealand with this visa.
 Yes No

Estimated date of arrival in New Zealand

dd	mm	yyyy	📅
----	----	------	---

Estimated date of departure from New Zealand

dd	mm	yyyy	📅
----	----	------	---

स्टेप 19. अगर इस एप्लिकेशन में कोई 16 साल के उमर से कमती है और उ न्यूज़ीलैंड में बारह महीना से जादा रही, तो उसके माता या पिता (एक पेरेंट) के साथे यात्रा करेके के अनुमति जरूरी है । दूसरे पेरेंट के अनुमति या कसटडी के प्रमाण देके पड़ी ।
 ऊ ऑप्शन चुनो जोन ई एप्लिकेशन पे लागू है ।

This application includes:

No one under 16
 At least one applicant is under 16 and staying in NZ for 12 months or less
 At least one applicant is under 16, staying in NZ for more than 12 months and travelling with both parents
 At least one applicant is under 16, staying in NZ for more than 12 months and travelling with their sole custody parent
 At least one applicant is under 16, staying in NZ for more than 12 months and travelling with just one of their parents

पैज के नीचे "Save and continue" क्लिक करो ।

चरित्र (केरेकटा) & स्वास्थ्य भाग

स्टेप 20. ई भाग (सेक्शन) में चार प्रश्न है जिससे पता लगी कि ई वीज़ा के लिए आप के चरित्र सही है कि नहीं। अगर आप कोई प्रश्न में 'yes' क्लिक करता है, तो आपके और जानकारी देके पड़ी। किरपा करके सब जवाब सच्चाई से देना नई तो आपके वीज़ा पे असर पड़ी।

Character details

Have you ever been convicted at any time of any offence, including any driving offence?
You must include all overseas convictions. You do not need to include New Zealand convictions covered by the [New Zealand Criminal Records \(Clean Slate\) Act 2004](#).

Yes No

Are you currently under investigation, wanted for questioning, or facing charges for any offence in any country including New Zealand?

Yes No

Have you ever been expelled, deported, excluded, removed from or refused entry to any country?

Yes No

Have you ever been refused a visa or permit by any country excluding New Zealand?

Yes No

नीचे पैज पे "Save and continue" करो ।

स्टेप 21. जोन जानकारी आप स्वास्थ्य भाग में देगा उससे पता लगी कि आपके स्वास्थ्य ई वीज़ा के सब शर्त पूरा करे है की नई। किरपा करके सब जवाब सच्चाई से देना नई तो आपके वीज़ा पे असर पड़ी।

Tuberculosis

Do you have tuberculosis?

Yes No

Medical care during your stay in New Zealand

Do you have any medical condition that requires, or may require, one or more of the following during your stay in New Zealand?

Renal dialysis
Renal dialysis is a medical treatment required by people who have experienced kidney failure.

Yes No

Hospital care

Yes No

Residential care
Residential care is long-term care provided in live-in facilities for the aged or for people with physical, sensory, intellectual or psychiatric disabilities.

Yes No

होए सके है कि आपके बाद में मेडिकल सेर्टिफिकट देके पड़ी है। एक बार जब आप ई फॉर्म सबमिट कर देगा, तो हम पहले वाला प्रमाणपत्र के जांच करेगा और अगर आपसे और मांगे के जरूरी है तो आपके बताई।

स्टेप 22. ड्रॉप डाउन मेनू से किरपा न्यूज़ीलैंड में रहे के आपन टाएम चुनो ।

Length of stay

How long do you plan to stay in New Zealand?

- 1 month or less
- More than 1 month and up to 3 months
- More than 3 months and up to 6 months
- More than 6 months and up to 12 months
- More than 12 months

नीचे पैज पे “Save and continue” क्लिक करो ।

स्टेप 23. ड्रॉप डाउन मेनू से किरपा बताओ कि आप अभी काम करता है, काम नई करता है या रिटायड है । इस में शामिल है आपन देश में employment या self-employment.

Current employment

Are you currently working?
This includes employment and self-employment in your home country.

- Yes
- No
- Retired

अगर आप काम करता है, तो आप से काम के विवरण पूछा जई । अगर आप रिटायड है, तो आपसे आप के पिछला काम के बारे में पूछा जई ।

Current employment

Are you currently working?
This includes employment and self-employment in your home country.

Provide details of your current work

Start date
Enter month and year.

9	2009	📅
---	------	---

Role or job title
If you can't find your role try entering your industry and locate an nec (not elsewhere classified) option.

Country or territory of work

State or province or region

नीचे पैज पे ‘Save and continue’ क्लिक करो ।

Step 24. ड्रॉप डाउन मेनू से आपन सब से सही पार्टनरशिप स्टेटस (विवाहित जीवन) चुनो ।

इमिग्रेशन न्यूज़ीलैंड के पार्टनरशिप के मतलब हियाँ मिली:

<https://www.immigration.govt.nz/about-us/site-information/glossary#partner>

Relationship status

What is your partnership status?

You must choose the option that best describes your current partnership status. [Definition of partner.](#)

Single

Married / in civil union

Partner / de facto

Engaged

Separated

Divorced

Widowed

Do you have any contacts in New Zealand?

स्टेप 25. अगर आप न्यूज़ीलैंड में कोई के जनता है, तो उसके कोनटेक्ट डीटैल्स देव । कोनटेक्ट में होए सके है करीब के दोस्त और पलवार के लोग । और कोनटेक्ट के लिए 'add another contact' पे क्लिक करो ।

New Zealand contacts

Do you have any contacts in New Zealand?
 Yes No

Provide the name, address and contact details of any friends, relatives or contacts you have in New Zealand
It is not necessary to list all acquaintances. Contacts could include close friends and family.

Contact's given or first name

Contact's middle names

Contact's surname or family name

Contact's relationship to you

Contact's date of birth

Enter their address

Enter their contact number
Enter country code, area code and phone number separated by spaces e.g. +64 123 9876544

Enter their email address

+ ADD ANOTHER CONTACT

नीचे पैज पे, 'Save and continue' क्लिक करो ।

कोई और के लिए फॉर्म भरेके है

स्टेप 26. अगर आप कोई और के लिए ई फॉर्म भरता है, तो 'yes' क्लिक करो और ड्रॉप डाउन मेनू से आपन भूमिका (role) चुनो । आपके आपन नाम, पता और कोनटेक्ट डीटैल्स दे के पड़ी ।

Person completing form

Are you completing this form on behalf of someone else?
You are only completing this form on behalf of someone else if you are not included in the application. Select No if you are applying for a visa for yourself and have included additional people in the same application.

Yes No

In what capacity are you completing this form?

Licensed immigration adviser

Person exempt from licensing

Parent or guardian of a dependent child who is under 18 years of age

Assisting by recording information on the form

Provide the name, address and contact details of the person completing the form.

Given or first name

Charlotte

Surname or family name

Wilson

Company or organisation name – if applicable

Aroha Advisors Ltd.

इमिग्रेशन सलाह दे वाला कुछ लोग के लाइसेंस लेवे के जरूरी होए सके है । और जानकारी हियाँ मिली:

www.immigration.govt.nz/assist-migrants-and-students/advise-migrants/regulations-and-licensing/licensing

अगर आप ई फॉर्म आपन लिए और ई एप्लिकेशन में शामिल कोई और व्यक्ति के लिए भरता है, तो ई सवाल के लिए 'नहीं' पे क्लिक करो । अगर आपके कोई से सहायता या इमिग्रेशन से सलाह मिला है, तो आपके ऊ सलाह के बारे में बताए के पड़ी और सहायता करे वाला व्यक्ति के डीटैल्स देके पड़ी ।

Person completing form

Are you completing this form on behalf of someone else?
You are only completing this form on behalf of someone else if you are not included in the application. Select No if you are applying for a visa for yourself and have included additional people in the same application.

Yes No

Advice

Section 7 of the Immigration Advisers Licensing Act 2007 defines immigration advice as 'using, or purporting to use, knowledge of or experience in immigration to advise, direct, assist, or represent another person in regard to an immigration matter relating to New Zealand, whether directly or indirectly and whether or not for gain or reward'.

→ [Adviser licensing information](#)

Have you received assistance or immigration advice relating to this application?

Yes No

नीचे पैज पे "Save and continue" क्लिक करो ।

अपलोडिंग PDFs

Step 27. आप जोन जानकारी दिया है उसके आधार पे, आपके आपन वीज़ा एप्लिकेशन के सपोट में ई सब डॉक्यूमेंट अपलोड करेके पड़ी।

सब डॉक्यूमेंट के साइज़ PDF (Portable Document Format) में होए के चाही और 10MB से जादा नई होए के चाही । अगर आपके पास एक ही जरूरी एविडेंस के लिए अपलोड करेके के लिए कई डॉक्यूमेंट है, तो अपलोड करे से पहले सबके एक साथे एक पीडीएफ फाइल बनाओ।

डॉक्यूमेंट अपलोड करे में मदत के लिए, हियाँ जाओ: www.immigration.govt.nz/about-us/our-online-systems/applying-for-a-visa-online/immigration-online/how-to-use-immigration-online/uploading-documents-photographs

अंग्रेज़ी या अनुवाद

ई प्रश्न के लिए आप 'yes' क्लिक करो अगर अपलोड करे वाला सब डॉक्यूमेंट अंग्रेज़ी में है ।

Are all the documents you intend to upload in English?

Yes No

अगर आपके डॉक्यूमेंट अंग्रेज़ी में नई है, तो 'no' पे क्लिक करो । अगर ऐसे है, तो आपके सब स्वास्थ्य और पुलिस सर्टिफिकट के अंग्रेज़ी अनुवाद अपलोड करेके पड़ी । अगर इमिग्रेशन ऑफिसर आपके एप्लिकेशन के लिए और डॉक्यूमेंट सबमिट करेके बोलिस है, तो सइत अंग्रेज़ी अनुवाद में दे के पड़ी।

आपके सब 'original या certified' कोपी अपलोड करेके पड़ी ।

कोन रकम के अनुवाद हम लोग मंजूर करता है, हियाँ जाओ: www.immigration.govt.nz/new-zealand-visas/apply-for-a-visa/tools-and-information/general-information/translating-supporting-documents-into-english

आपन डॉक्यूमेंट्स अपलोड करेके के लिये 'browse' क्लिक करो । फिर आपन कोम्प्युटर पर फाइल खोलो। अगर सही से फाइल अपलोड भइस है, तो हियाँ फाइल के नाम देखाई ।

पहचान के सबूत

ई भाग में आपके जरूरी पैज अपलोड करेके पड़ी:

- पासपोट या यात्रा डॉक्यूमेंट
- राष्ट्रीय पहचान कार्ड (नेशनल आई डी कार्ड) - अगर है तो
- वीज़ा, अगर आप ऊ देश में है जोन आपके नागरिकता के देश नई है । अगर आपके हुवा बिना वीज़ा के रहे के अनुमति है, तो आपके प्रमाण डॉक्यूमेंट अपलोड करेके पड़ी ।

Identity evidence

Upload the relevant pages of the passport or travel document you will be travelling on

Your passport or travel document
Include any pages with your photo, personal details, details of your family, name change endorsement or extensions to expiry date.

BROWSE

Your national identification card – if available
Providing your identification card can help us process your application. If you have more than one identification card, scan all into one document and upload.

BROWSE

Are you living in a country that is not your country of citizenship?
 Yes No

What country are you living in?

Evidence of the visa that entitles you to live in that country
If you have the right to reside without a visa, upload a document explaining the circumstances.

BROWSE

यात्रा के कारण के सबूत

ई भाग में आपके ई सब डॉक्युमेंट अपलोड करके पड़ी:

- यात्रा आईटिनेररी या एक डॉक्युमेंट जिस में आपके प्लेन के डीटैल्स है
- यात्रा आईटिनेररी या एक डॉक्युमेंट जिस में आपके multiple journeys (अगर लागू है) के प्लेन के डीटैल्स है
- कोई और इनफोमेशन या डीटैल्स जोन आपके यात्रा के सपोर्ट करे है

Purpose of visit evidence

Evidence of your plans in New Zealand
This could be a travel itinerary or a document detailing your plans.

BROWSE

Evidence of multiple journeys to New Zealand
This could be a travel itinerary or a document that details your intended multiple journeys in and out of New Zealand .

BROWSE

असली इरादे का सबूत

ई भाग में, आपके ई अपलोड करके पड़ी:

- आपके काम दे वाला के पत्र जिसमें दिखाए है कि काम से आपके छुट्टी मिला है और आपके लौटे के प्लेन है
- स्कूल जाए वाला बच्चा के लिए स्कूल से छुट्टी के पत्र

- आपन ऑस्ट्रेलियन वीजा के एक कोपी अगर आप आपन यात्रा से पहले या बाद में ऑस्ट्रेलिया जाए के प्लेन बनाया है (अगर लागू है)
- और सबूत जोन हम्मों आपके इरादा के असेस करे में मदत करी और जानकारी हियाँ मिली: www.immigration.govt.nz/new-zealand-visas/preparing-a-visa-application/character-and-identity/bona-fide/evidence-genuine-visitor

Evidence of genuine intent

Evidence from your employer showing that your leave from work is approved
An optional upload to confirm your intent to return to work in your home country

BROWSE

Evidence of your Australian visa – if applicable
If you plan to travel to Australia immediately before or after your visit to New Zealand, uploading evidence of it here will assist us in processing your application.

BROWSE

Other evidence of genuine intent
In addition to the evidence provided above, additional evidence will help with assessing whether you genuinely intend to stay in New Zealand temporarily and will comply with the conditions of your visa.
→ [Genuine intentions to visit, study or work in New Zealand](#)

Do you want to upload other evidence of your genuine intent in support of your application?
 Yes No

Provide details of the other evidence you wish to upload

Type

- Cover letter
- Family declaration
- Home country government evidence
- Letter from employer - (genuine Intent)
- Other country immigration status
- Other genuine intent evidence
- Personal circumstances

+ ADD ANOTHER DOCUMENT

पैसा के सबूत

ई भाग में किरपा अपलोड करो:

- बैंक या फाइनेंशल स्टेटमेंट जोन आपके नाम पे, या और एप्लिकंट्स में से एक के नाम पे है और इसमें कमती से कमती 6 महीना के इतिहास दिखाए के चाही । सब पैज के मिलाए के एक डॉक्युमेंट में अपलोड करो ।
- Tourism Industry Partnership membership के सबूत, अगर लागू है
- ई एप्लिकेशन में शामिल सब लोग के रहे के जगह के लिए प्री पेड के सबूत
- सबूत देव कि ई एप्लिकेशन में शामिल सब लोग के यात्रा के पयमेंट कर दिया है

Type of statement
For example: bank savings, current account, credit card, term deposit, loan statement, or a combination.

Bank savings

Bank or organisation name
National Bank of Samoa

Bank or organisation branch
Apia

Bank or organisation manager
Fetu Smith

Value of funds reflected by these documents
NZD \$3,000 - \$4,199

Statements

BROWSE

Evidence of your Tourism Industry Partnership membership
Check the [INZ website](#) for evidence where required. Where you are required to provide multiple documents, combine them into one PDF for upload.

BROWSE

Evidence of pre-paid accommodation for all applicants in this application

BROWSE

Evidence you have paid for onward travel for all applicants in this application

BROWSE

और सबूत

अगर आपके एप्लिकेशन के सपोर्ट के लिए और सबूत हैं तो किरपा अपलोड करो ।

Other evidence

Do you have any other evidence to support your application that you want to upload?
 Yes No

ALERT
 You should only add one document per type. If you have multiple pages for the same category, combine them into one PDF.

Enter details of the other evidence you want to upload

Type

Academic transcript

Additional passport

Birth certificate

Cover letter

Driver's licence

Evidence of character

Household registration

IELTS certificate

Medical insurance confirmation

Other document, not listed

Other evidence of English language

Other evidence of identity

Other financial information

Other medical information

Police certificate

Qualification - (Work History)

आपके सब जरूरी डॉक्यूमेंट अपलोड होए के बाद, किरपा बॉक्स पे क्लिक करके ई बताओ कि सब डॉक्यूमेंट और ई फॉर्म में सब स्टेटमेंट सही और सच है ।
 'save and continue' पे क्लिक करो ।

Declaration

I have checked that the documents I have uploaded accurately represent the statements made in this form

स्टेप 28. किरपा फिर से सब जानकारी जोन आप फॉर्म में दिया है, उसके रिवियु करो । अगर कुछ आप बदले मंगता है, तो पैज के नीचे 'back' पे क्लिक करो ।

Step 29. जब आप संतुष्ट है कि जोन जानकारी आप दिया है, सब सही है तो आपके 'declaration' करके पड़ी । किरपा ध्यान से पढ़ो और अगर आप समझ लिया है, तो बॉक्स पे क्लिक करो । फिर 'Ready for submission' पे क्लिक करो । अब आप फिर से शुरूवात के पैज पर पहुँच जाएगा ।

स्टेप 30. अगर आप आपन पार्टनर /या डिपेंडेंट बच्चा के आपन एप्लिकेशन में शामिल करा है, तो शुआ करना कि आप ऊ लोग के फॉर्म भी भरा है, और आपन रिश्ता के सबूत भी अपलोड करा है । जब ऊ लोग के स्टेटस में 'Ready for submission', देखाए है, तो आप 'pay & submit application' पे क्लिक करो, आखिरी स्टेप के लिए ।

Surname or family name ↓	Given or first name	Applicant type	Action	Status	Options
Telefoni	Marian	Secondary	CONTINUE	Ready for submission	▼
Telefoni	loane	Primary	CONTINUE	Ready for submission	

पयमेंट

स्टेप 31. आखिरी में, किरपा एप्लिकेशन के costs रिवियु करो । ड्रॉप डाउन मेनू से payment method चुनो और 'next' चुनो ।

Review application costs

You must pay the application fee online with a credit or debit card (Visa, Mastercard, JCB or AMEX), Union Pay or POLi. Immigration New Zealand will begin processing your application once the payment is received and cleared. There is no refund regardless of the application result.

Item	Base	Tax amount	Waived/Exempt amount	Total cost
Ioane Smith Telefoni - Visitor - General - Application fee - VV00218562	\$150.00	\$0.00		\$150.00
Ioane Smith Telefoni - Visitor - General - Immigration Levy - VV00218562	\$21.00	\$0.00		\$21.00
Visitor - General - International Visitor Levy (IVL)	\$0.00	\$0.00		\$0.00
Visitor - General - International Visitor Levy (IVL)	\$0.00	\$0.00		\$0.00


Payment method

POLi

Credit or debit card

UnionPay

स्टेप 32. ऑनलाइन फॉर्म के payment भाग में आपन कार्ड के डीटैल्स या POLi के बैंक डीटैल्स भर दो । इस के करके बाद आपके एक 'confirmation' मेसज देखे के मिली ।

 NEW ZEALAND IMMIGRATION

Enter your payment details

Card Number

Card Expiry Date

Card Security Code

Name on Card

Payment Amount \$171.00

ई वीज़ा अपलाए करके लिए धन्यवाद, और हम लोग फैसला करके टाएम आपके कोनटेक्ट करेगा । या अगर आपसे और जानकारी मांगे के जरूरत पड़ी । कितना समय ई एप्लिकेशन के लिए लगी, ऊ जानकारी देखे के लिए आप INZ वेबसाइट पे जाए सकता है ।

www.immigration.govt.nz/processingtimes

A idusidusi ni kerei ena komipiuta ni dua na ivolatara ni curu vanua va-gade ki Niusiladi

Lewenivola

Dolava ka curu ena/na nomu akaude ni RealMe.....	108
Na sala o rawa ni vakacuruma tale kina e dua na kerekere	111
Vakacuruma na itaba.....	115
Na ivakadinadina ni o rawa ni qaravi iko vakailavo	117
Tabana me baleta na Bula, iVakarau kei ni iTovo	120
Vakalewena na fomu ena vukuna e dua tale.....	123
Vakacurumi ni itukutuku veikauyaki na PDFs.....	124
Kena saumi	130

Me baleta na idusidusi oqo

Na inaki ni ivola dusidusi oqo me solia na veitokoni vei ira e ra via kerea na ivolatara ni curu vanua va-gade. Oqo e oka kina na itaba se iyaloalo kei na veidusimaki ni kena vakarautaki vinaka na fomu e rawarawa na kena vakatulewataki ena gauna e yaco yani kina. E sa okati tiko kina e so isema ki na so na website ena vosa vakavavalagi o rawa ni kunea kina na veivuke.

Na ivakaraitaki e biu ena ivola qo e nomu idusidusi ga, ia yalovinaka mo vakarautaka na nomu itukutuku vakataki iko. Mo sauma vakadodonu na taro, baleta kevaka e sega ena rawa ni vakaleqa na macala ni nomu kerekere.

Me baleta na ivolatara ni curu vanua va-gade ki Niusiladi

Vakayagataka na visitor visa (ivolatara ni lako va-gade) kevaka o via curu mai ki Niusiladi va-saravanua, sikovi ira na lewe ni vuvale kei na itokani se vuli ena dua na gauna lekaleka. E rawa wale ga ni vakau na kerekere ena komipiuta.

O na gadreva me veirauti na ilavo me tokoni iko kei ira taucoko era okati ena nomu kerekere ena gauna ni nomuni tiko se dua e rawa ni veitokoni me vukei iko. E sega ni rawa ni o cakacaka ena ivolatara ni gade.

Mo nanuma ni o ira taucoko e tiko vei ira na pasipote ni Ositerelia kei na so tale na vanua e sega ni gadrevi mera kerea na veivakadonui ni ivolatara mera curu mai ki Niusiladi, ia e na gadrevi me tiko na nodra iVola ni Veivakadonui ni Curu ki Niusiladi e tabaki ena komipiuta na NZETA (New Zealand Electronic Travel Authority).

Na yaca ni vanua taucoko e sega ni gadrevi mera kerea na ivolatara ni curu vanua ki Niusiladi ia e dodonu me tiko na nodra iVola ni Veivakadonui ni Curu ki Niusiladi e tabaki ena komipiuta na NZETA e

rawa ni kunei ena: www.immigration.govt.nz/new-zealand-visas/preparing-a-visa-application/your-journey-to-new-zealand/before-you-travel-to-new-zealand/visa-waiver-countries

Yalo vinaka vakarautaka rawa tu

Ena gadrevi na veika oqo kevaka e vinakati me vakacavari na nomu kerekere:

- A RealMe account. Mo dolava e dua: www.immigration.govt.nz/new-zealand-visas/apply-for-a-visa/tools-and-information/general-information/how-to-create-a-realme-account
- E dua na credit se debit card – keitou vakadonuya na Visa, Mastercard, Union Pay, AMEX, JCB or POLi. Mo raica na isau mo sauma ni kena vakacurumi: www.immigration.govt.nz/new-zealand-visas/apply-for-a-visa/tools-and-information/tools/office-and-fees-finder
- Me dua na komipiuta e veiganiti na totolo ni initaneti
- Me dua na itaba e vakadonui ena curu vanua ena kena ivakarau na jpg (se na jpeg): www.immigration.govt.nz/new-zealand-visas/apply-for-a-visa/tools-and-information/acceptable-photos
- Na nomu itukutuku bibi e ra sa tabaki ena misini se komipiuta ena ivakarau ni iVola Tukutuku Veikauyaki na Portable Document Format (PDF)
- E dodonu me ra vakadewataki ki na vosa vaka Vavalagi na kemu itukutuku vakavuniwai kei na sitivikiti mai vei ira na ovisa kevaka e ra a sega ni vola taumada tu ena vosa vaka Vavalagi. Kevaka e kerea na vakaillesilesi ni curuvana me soli tale e so na ivolatukutuku me tokona na nomu kerekere, ena vinakati me vakadewataki ena vosa vakavalagi. Na ivakadewa e vakadonui e ra sa vakamacalataki toka e ra ena tabana ni veisautaki na iVola Tukutuku Veikauyaki na 'Uploading PDF'
- Kevaka e dua na tamata se dua na isoqosoqo e Niusiladi e tokona na nomu tiko, ena gadrevi me ra dolava tale ga na nodra dui akaude ni RealMe (kevaka e se bera ni tiko e dua) kei na kena vakarau tu na yaca ni nodra imeli kei na kedra itaba ni iVakadinadina. E vakamacalataki vakamatailalai na veika oqo e na 'iVakadinadina ni Veitokoni vakailavo' era koto e ra.

E rawa ni kunei eke na fomu ena komipiuta:

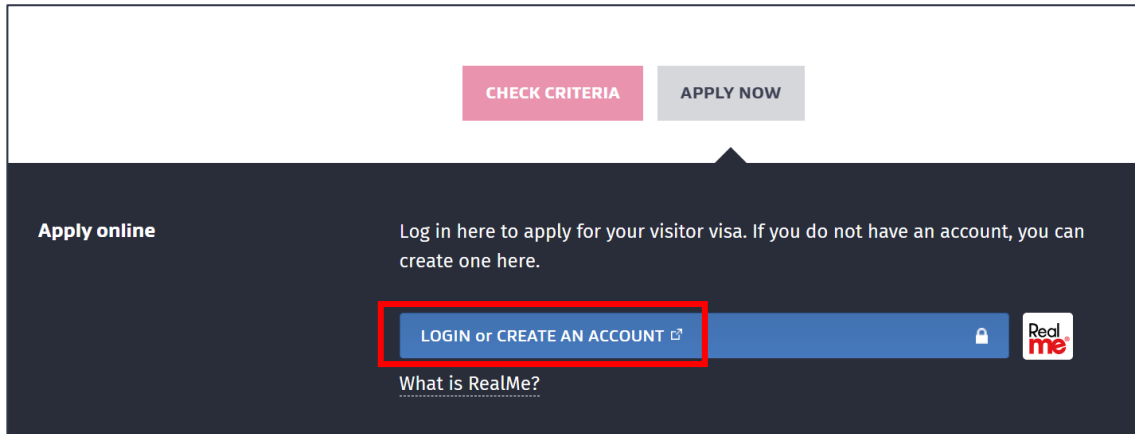
<https://www.immigration.govt.nz/new-zealand-visas/apply-for-a-visa/about-visa/visitor-visa>

E rawa dua ga lewe ni matavuvale me vakauta ena vukumu ena komipiuta na kerekere ni ivolatara ni gade. E dodonu mera vakadeitaka oqo ena fomu ni kerekere ena initaneti. Mo nanuma me duidui na nodra dui akaude ni RealMe o koya e kerekere kei koya e veitokoni.

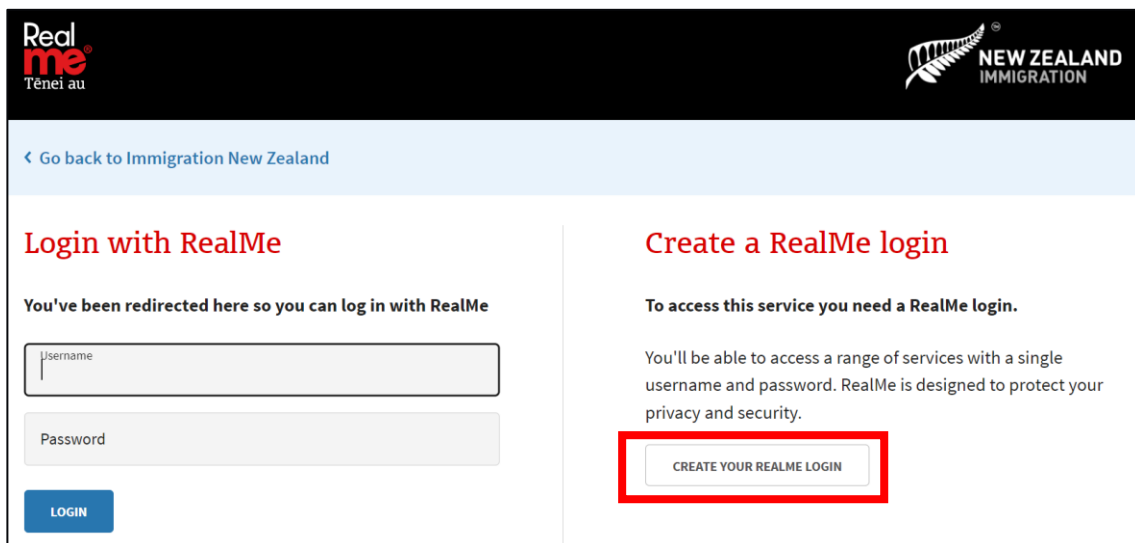
Na veitarataravi ni veika me caka

Dolava ka curu ena/na nomu akaude ni RealMe

Kena imatai ni ikalawa. E gadrevi mo dolava ka nomu vakayagataka na nomu akaude ni RealMe Kevaka e sega na nomu, e na gadrevi mo dolava e dua ena website ni curuvana.



Na akaude na RealMe e dau vakayagataka na Matanitu o Niusiladi e dua na porokaramu taqomaki vinaka me vakarautaka na kena itukutuku e dua ena initaneti.



Kena ika rua nii kalawa. E na gauna o sa dolava ka curu rawa kina, mo cakava e dua na kerekere vou ena nomu tabaka na 'My Visas' oti tabaka na 'apply for a visa' se kerea e dua na ivolatara ni curuvanua ena tabana ka tarava.

My visas

Apply for and manage your individual applications.

Manage accreditation and job checks

Before you can employ migrants, you need to apply for employer accreditation. Select Employ migrants to create and manage accreditation and job check applications and to hire migrants.

[MY VISAS](#)

[EMPLOY MIGRANTS](#)

[My dashboard](#) > [My visas](#)

My visas

Draft applications

Select the Apply for a visa button to create a new application or select Continue from Options dropdown to open and complete a draft application.

[APPLY FOR A VISA](#)

Principal applicant	Application ID	Application type	Created on ↓	Modified on	Options
No draft applications.					

Kena ika tolu ni ikalawa. Raica sobu na tabana ka tarava, ki na 'Your situation' qai tabaka na 'Temporary entry class visa' mai na kena itukutuku ena vakaraitaki mai.

Your situation

These questions ensure this is the right application form for you. Answers to these questions are retained by Immigration New Zealand as part of your application.

Are you applying for a temporary or resident class visa?

- Temporary entry class visa
- Residence class visa

Kena ika va ni ikalawa. Ena tarogi se o tiko ena taudaku kei Niusiladi kei na mataqali ivolatara ni curu vanua cava o via kerea. Kevaka o tiko e Niusiladi ka kerekere tiko ena vukuna tale e dua, yalovinaka mo sauma na vei taro ena vukuna o koya e kerekere. Digitaka na 'Visitor' Gade ena drop-down menu ena initaneti.

Are you outside New Zealand?
 Yes No

What type of visa do you want to apply for?

Group
Partner or child of a New Zealand citizen, resident or visa holder
Student
Visitor
Work

Kena ika lima ni ikalawa. Mai na fomu ena initaneti, yalovinaka digitaka na inaki ni curuvanua ka tabaka na 'start my application' tekivu na noqu kerekere.

Na isaunitaro e ra tiko oqori e ra, e ra kena ivakaraitaki walega, yalovinaka mo solia na isau ni taro e veiganiti duadua kei na nona ituvaki.

Select the purpose of your visit
Refer to the [INZ website](#) for detailed information about visitor visa options.

Tourism or Holiday

Why do you want to visit New Zealand?
You may be required to upload evidence to show that you meet the requirements of the type of visa you are applying for.

To visit family or friends

General Visitor Visa

This visa allows you to come to New Zealand as a visitor to visit family or friends. You can also study for up to three months or tour the country.

You may not need to apply for a Visitor Visa – people from visa waiver countries can travel to New Zealand without a visa but must hold an NZeTA (New Zealand Electronic Travel Authority).


→ [Further information about this visa](#)
→ [Visa waiver for Visitor Visa](#)
→ [Information about NZeTA](#)

START MY APPLICATION

Na sala o rawa ni vakacuruma tale kina e dua na kerekere

Kena ika ono ni ikalawa. E rawa ni vakacuruma ena nomu kerekere na watimu kei ira na luvemu e ra se bera ni yacova na yabaki 19. Kevaka kina, tabaka na, 'add another applicant' qai digitaki koya mai vei ira na kerekere e na vakaraitaki mai ena kena fomu. Ena vinakati mo solia na kedra itukutuku. E dodonu vua na luvemu yabaki 20 se sivia ka vakararavi tiko era na vakalewena ga vakataki ira na nodra ivolatara ni curuvanua.


Applicants
Some visa types allow more than one applicant in an application. If so, the Add another applicant button will display.


ADD ANOTHER APPLICANT


Surname or family name ↓	Given or first name	Applicant type	Action	Status	Options
Principal applicant		Primary	CONTINUE	Draft	

Add applicant ×

Additional applicant type




- Partner
- Dependent Child

 **ADD APPLICANT**

Oqo na neitou ivakamacala ni watimu: www.immigration.govt.nz/new-zealand-visas/apply-for-a-visa/tools-and-information/support-family/partnership

Oqo na neitou ivakamacala gone vakararavi: www.immigration.govt.nz/new-zealand-visas/apply-for-a-visa/tools-and-information/support-family/dependent-children

Kena ika vitu ni ikalawa. Tabaka na 'continue' me vakuri ka vakacuruma sara na kedra itukutuku yadua na kerekere.

Surname or family name ↓	Given or first name	Applicant type	Action
Principal applicant		Primary	

Kena ika walu ni ikalawa. Solia na kemu itukutuku. Kevaka e tiko e dua na yaca ko kilai kina, toqa na 'yes' io. Kevaka e tiko na imatai ni yacamu kei na yaca ni vuvale, toqa na 'no' sega.

Vakalewena na yacamu me tautauvata sara kei kena e tiko ena nomu pasipote.

Identity information

Do you have a mononym?
This is when your official name is one name. Answer No if you have a first name and surname displayed in your passport.
 Yes No

Given or first name
As stated in your passport.

Middle names
As stated in your passport. Leave blank if no middle name is displayed in your passport.

Surname or family name
As stated in your passport.

Ena kerei mo vakacuruma talega na yaca tale e so o dau vakayagataka. Oqo e rawa ni okati kina na yacamu ni sucu, na yacamu ni vakamau se yaca ni gone susu, na yacamu vakavalagi se yaca tale eso o kilai kina. Kevaka e sega, toqa 'No' sega e na taro oqo.

Have you ever used any other names?
This includes your birth name, your name from marriage or from adoption, your English name, or other names your are known by.
 Yes No

Kena ika ciwa ni ikalawa. Mo biuta na yaca ni vanua o na tiko kina e na gauna e sa vakau kina na kerekere. Toqa na 'yes' io se 'no' sega ena vei taro tale eso me baleta na nomu veitaratara ena gauna sa oti kei na Tabana ni Curuvanua e Niusiladi se kevaka e tiko vei iko na ivolatara ni lewenivanua tudei mai Ositerelia.

New Zealand immigration history

What country or territory will you be in when this application is submitted?

Samoa

Have you previously applied for a New Zealand visa?
This includes anyone applying for you on your behalf.

Yes No

Have you previously requested an NZeTA (New Zealand Electronic Travel Authority)?
This includes anyone requesting one for you on your behalf.

Yes No

Do you hold an Australian Permanent Resident Visa?

Yes No

Have you ever travelled to New Zealand?

Yes No

Kena ika tini ni ikalawa. Vakacuruma na itukutuku matailalai ni nomu pasipote Yalovinaka mo vakadeitaka ni sa dodonu.

Passport number
Generally found in the top right-hand corner of the identity page of your passport.

ABC12345

Country or territory of issue
Find the field named 'Code', 'Issuing Country' or 'Country Code' in your passport.

Samoa

Nationality as shown in passport

Samoa

Passport issue date

02	10	2019	
----	----	------	--

Passport expiry date

01	10	2024	
----	----	------	--

Gender as shown in passport

Male

Date of birth as shown in passport

02	02	1978	
----	----	------	--

Kena ika tinikadua ni ikalawa. Vakacuruma na vanua o sucu kina/ yasana/kei na tauni/siti.

Country or territory of birth
Samoa
State or province or region of birth
Upolu
Town or city of birth
Apia

Kena ika tinikarua ni ikalawa. Yalovinaka vakacuruma kevaka e tiko na naba o kilai tani kina mai na nomu vanua.

National identity details
Do you have a national identity number? <input checked="" type="radio"/> Yes <input type="radio"/> No
National identity number 123456
Country or territory of issue Samoa

Kena ika tinikatolu ni ikalawa. Vakacuruma kevaka o lewenivanua tudei e na dua tale na vanua. Mo tabaka 'add another country of citizenship' vakacuruma na yaca ni vanua o lewenivanua tudei kina kevaka e tiko e so na vanua me vakacurumi.

Other citizenships
Do you hold any other citizenships? <input checked="" type="radio"/> Yes <input type="radio"/> No
Enter details of all other countries you are a citizen of
Country of citizenship Start typing and select a country from the list...
Do you hold a passport in this citizenship? <input type="radio"/> Yes <input type="radio"/> No
+ ADD ANOTHER COUNTRY OF CITIZENSHIP

Vakacuruma na itaba

Kena ika tinikava ni ikalawa. Tabaka 'choose file' mo vakacuruma na kena itaba. Ena tabaki mai na 'confirmed' kevaka e sa vakacurumi oti vakavinaka.

Na kemu itaba ni ivolatara ni curu vanua e dodonu me tauri ena loma ni 6 na vula sa oti ka dodonu me vakamuraia na veika keitou vinakata: www.immigration.govt.nz/new-zealand-visas/apply-for-a-visa/tools-and-information/acceptable-photos

Yalovinaka kakua ni vakayagataka na itaba e tiko ena nomu pasipote.

Upload photo


Your visa photo must be less than 6 months old and must meet [our photo requirements](#). Do not use the photo page of your passport.

When you upload your photo, it must be:

- a .jpeg or .jpg file
- between 500 KB and 3 MB
- between 900 x 1200 pixels and 2250 x 3000 pixels.

Upload your photo

No file chosen



Kena ika tinikalima ni ikalawa. Vakacuruma na tukutuku matailalai ni vanua o tiko kina ena gauna o vakauta kina na kerekere oqo. Vola na naba ni vale o vakaitikotiko kina, imeli kei na naba cava ni veitaratara o vinakata se tiko tale e dua na naba. Oqori ena vukey keitou ena neitou veitaratara vei iko.

Current country or territory

Samoa

Your current physical address

Beach RD, Apia, WSM

Is your postal address the same as your physical address?
Select No if you want to receive mail at a different address from your current physical address.

Yes No

Email address

We will use your online account as your primary contact address. Your nominated email address will be used to notify you when we have sent notices, documents and other communications to your online account. Please provide us with an email address you check regularly and where emails will be received without issue.

Firstname.LastName@YourEmail.com

ALERT
Please check that you have entered your email address accurately.

Applicant's preferred contact number

Enter country code, area code and phone number with no spaces e.g. +641239876544 (maximum of 16 characters)

+68512345

Tabaka na 'Save and continue' maroroya ka toso tale ena boto ni tabana.

Kena ika tinikaono ni ikalawa. Mo toqa na 'yes' io se 'no' sega kevaka o iko e dua na lewe ni dua na isoqosoqo e qarava e dua vei iratou na isoqosoqo neitou itokani.

Do you have membership with one of Immigration New Zealand's tourism partners?
Please ensure you check that you are a [premium loyalty programme member](#).

Yes No

E tiko e so tale na kena itukutuku ena neitou website: www.immigration.govt.nz/new-zealand-visas/apply-for-a-visa/tools-and-information/general-information/special-visa-processing-arrangements

Na ivakadinadina ni o rawa ni qaravi iko vakailavo

Kena ika tinikavitu ni ikalawa. Na vei taro e tarava e baleta na nomu rawa ni qaravi iko vakailavo ena nomu ilakolako o nakita tiko mo lako kina ki Niusiladi.

Toqa na 'yes' io kevaka o rawa ni qaravi iko vakailavo ena nomu tiko kei na nomu lako ka tarava. Kevaka e 'no' sega, o na gadreva me dua e veitokoni me qaravi iko. E laurai e ke na kena yavu kei na kena ivakarau:

www.immigration.govt.nz/new-zealand-visas/apply-for-a-visa/tools-and-information/sponsorship/criteria-and-process-for-sponsors

Your financial support

Are you able to financially support yourself during your stay – including onward travel?

Yes No


Do you have a New Zealand person or New Zealand organisation sponsoring your stay?

Yes No

ALERT

Your sponsor will be required to complete an online sponsorship form.

Kevaka e dua e Niusiladi se dua na isoqosoqo e veitokoni ena nomu tiko o koya e dodonu me cakava e dua na nona akaude ni RealMe ka solia vei iko na nona **sharing ID** e tiko ena 'My dashboard'.

NEW ZEALAND IMMIGRATIONLOG OUT

My dashboard My visas Employ migrants My sponsorships

Welcome to Immigration Online

My sharing ID is **CSC-Y5B1W6-2022--161848**

People will need to enter your sharing ID in their online application in order to give you access to an application or network, or to nominate you as a sponsor. If you want to share your application or network with another person, ask for their sharing ID.

O na qai tarogi e muri ena gauna ni tabana ni 'Supporting documents' ivola tukutuku ni veitokoni mo solia kina na **sharing ID** vaka kina na yacai koya e veitokoni kei na nona imeli. Yalovinaka mo vakadeitaka ni dina taucoko na itukutuku ka keitou na qai veitaratara vei ira e tokoni iko ka kerei ira me vakalewena vakaoti ena initaneti na ivola ni veitokoni.

Sponsor details

Name of your sponsor
Full name of the person or organisation sponsoring you.

MySponsorFirstName LastName

Sponsor's email address

MySponsor@Email.com

ALERT
This email address will be used to communicate with your sponsor. Please provide an email address that they check regularly and check that you have entered it accurately.

Sponsor's sharing ID
Contact your sponsor to get their [Sharing ID](#). Please copy and paste the number or type carefully.

CSC-Y581W6-2022-161848

Toqa na 'Yes' kevaka o sa sauma oti na nomu icili se o na tiko vei ira na wekamu/itokani qai vakacuruma na itukutuku ni vanua e ra tiko kina kevaka o kila. E dodonu me tiko vei iko e NZ\$400 vei ira yadua na tiko, ena veivula taucoko era na mai tiko kina.

Kevaka e sega ni tiko nomu icili saumi, e dodonu me tiko vei iko se vua e veitokoni e NZ\$1,000 vei ira yadua e ra tokoni ena veivula.

Do you have prepaid accommodation?

Yes No

Full address of accommodation - if known
If you are staying at more than one address, enter the first address.

Start typing and select the complete address from the list, select 'Enter manually...' if not found

Do you have at least NZD \$400 available for each person, each month?

Yes No

Ena tabana e dola tarava, digitaka na ivakadinadina ni lakolako e tarava o rawa ni solia. Kevaka o digitaka na 'other' yalo vinaka solia na kena itukutuku matailalai.

What evidence of onward travel will you provide?

Other

I have evidence of a pre-paid booking

I have sufficient funds to purchase travel

Other

Kena ika tinikawalu ni ikalawa. Toqa na 'yes' io se 'no' sega kevaka o vinaka na ivolatara ni curuvania ena vuqa na gauna. Vakacuruma na tikinisiga o nanuma ni o na yaco yani kina ki Niusiladi kei na gauna ni nomu lesu tale.

Your stay in New Zealand

Do you require a multiple journey visa?
 Select Yes if you intend on travelling in and out of New Zealand with this visa.
 Yes No

Estimated date of arrival in New Zealand

<i>dd</i>	<i>mm</i>	<i>yyyy</i>	
-----------	-----------	-------------	--

Estimated date of departure from New Zealand

<i>dd</i>	<i>mm</i>	<i>yyyy</i>	
-----------	-----------	-------------	--

Kena ika tinikaciwa ni ikalawa. Kevaka e dua e se bera ni yacova na yabaki 16 e dua vei ira ena kerekere oqo ka nakita me sivia e 12 na vula na nona tiko, e dodonu me tiko vei ira na veivakadonui me ra sala vata kei na dua ga vei rau na itubutubu. Me soli talega na ivakadinadina dua ga na itubutubu ni veisusu se veivakadonui ni karua ni tubutubu. Digitaka na kena me vakayagataki ena kerekere oqo.

This application includes:

- No one under 16
- At least one applicant is under 16 and staying in NZ for 12 months or less
- At least one applicant is under 16, staying in NZ for more than 12 months and travelling with both parents
- At least one applicant is under 16, staying in NZ for more than 12 months and travelling with their sole custody parent
- At least one applicant is under 16, staying in NZ for more than 12 months and travelling with just one of their parents

Tabaka na "Save and continue" Maroroya ka toso tale e na boto ni tabana.

Tabana me baleta na Bula, iVakarau kei ni iTovo

Kena ika ruasagavulu ni ikalawa. E tiko ena tabana qo e va na taro me vakadeitaki kina se rawa ni vakadonui ena veika e gadrevi e na ivolatara ni curu vanua na nomu ivakarau ni itovo. Ena gadrevi mo solia tale e so na itukutuku kevaka o toqa na 'yes' io ena dua vei ira na isau ni taro oqori. Yalovinaka mo sauma sara vakadodonu ka ni rawa ni vakaleqa na nomu ivolatara ni curuvanua kevaka e sega ni vakaraitaki kece vakadodonu na itukutuku.

Character details

Have you ever been convicted at any time of any offence, including any driving offence?
You must include all overseas convictions. You do not need to include New Zealand convictions covered by the [New Zealand Criminal Records \(Clean Slate\) Act 2004](#).

Yes No

Are you currently under investigation, wanted for questioning, or facing charges for any offence in any country including New Zealand?

Yes No

Have you ever been expelled, deported, excluded, removed from or refused entry to any country?

Yes No

Have you ever been refused a visa or permit by any country excluding New Zealand?

Yes No

Tabaka na "Save and continue" Maroroya ka toso tale e na boto ni tabana.

Kena ika ruasagavulu ka dua ni ikalawa. Na itukutuku o solia e na initaneti me baleta na bula e na vakatau kina se o yacova na veika e gadrevi ena ivolatara ni curuvanua na ituvaki ni nomu bula. Ena gadrevi mo solia tale e so na itukutuku kevaka o toqa na 'yes' io ena dua vei ira na isau ni taro oqori. Yalovinaka mo sauma sara vakadodonu ka ni rawa ni vakaleqa na nomu ivolatara ni curuvanua kevaka e sega ni vakaraitaki kece vakadodonu na itukutuku.

Tuberculosis

Do you have tuberculosis?

Yes No

Medical care during your stay in New Zealand

Do you have any medical condition that requires, or may require, one or more of the following during your stay in New Zealand?

Renal dialysis
Renal dialysis is a medical treatment required by people who have experienced kidney failure.

Yes No

Hospital care

Yes No

Residential care
Residential care is long-term care provided in live-in facilities for the aged or for people with physical, sensory, intellectual or psychiatric disabilities.

Yes No

Ena rawa ni gadrevi e muri mo solia eso na sitivikiti ni vuniwai. Ena gauna o sa vakauta kina na fomu qo, keitou na qai raica vata kei na sitivikiti sa soli oti qai rawa ni tukuna vei iko se na gadrevi mo kauta tale mai e dua.

Kena ika ruasagavulu ka rua ni ikalawa. Mai na tabana ena dola ka tarava, digitaka kina na balavu ni gauna o na tiko kina e Niusiladi.

Length of stay

How long do you plan to stay in New Zealand?

1 month or less
More than 1 month and up to 3 months
More than 3 months and up to 6 months
More than 6 months and up to 12 months
More than 12 months

Tabaka na “Save and continue” Maroroya ka toso tale e na boto ni tabana.

Kena ika ruasagavulu ka tolu ni ikalawa. Mai na tabana ena dola ka tarava, mo vakaraitaka se o cakacaka tiko, sega ni cakacaka se sa vakacegu mai na cakacaka. Oqo e ra oka kina na cakacaka kei na nomu vakacakacakataki iko vakataki iko mai na nomu vanua.

Current employment

Are you currently working?
This includes employment and self-employment in your home country.

Yes
No
Retired

Kevaka o cakacaka tiko, ena kerei vei iko na itukutuku matailalai ni nomu cakacaka. Kevaka o sa vakacegu mai na cakacaka, e na kerei vei iko mo solia na itukutuku matailalai ni nomu iotioti ni cakacaka saumi.

Current employment

Are you currently working?
This includes employment and self-employment in your home country.

Yes

Provide details of your current work

Start date
Enter month and year.

9 2009

Role or job title
If you can't find your role try entering your industry and locate an nec (not elsewhere classified) option.

22111 - Accountant (General)

Country or territory of work

Samoa

State or province or region

Apia

Tabaka na ‘Save and continue’ maroroya ka toso tale ena boto ni tabana.

Kena ika ruasagavulu ka va ni ikalawa. Mai na tabana ena dola ka tarava, digitaki na ituvaki e vakamacalataka vakavinaka na ituvaki ni nomu vakawati se veitau.

Na ivakamacala ni vakawati se veitau ni Immigration New Zealand e tiko e na neitou website:
<https://www.immigration.govt.nz/about-us/site-information/glossary#partner>

Relationship status

What is your partnership status?

You must choose the option that best describes your current partnership status. [Definition of partner.](#)

- Single
- Married / in civil union
- Partner / de facto
- Engaged
- Separated
- Divorced
- Widowed

Kena ika ruasagavulu ka lima ni ikalawa. Yalovinaka solia na itukutuku matailalai ni nomu vanua ni nomu veitaratara e Niusiladi kevaka e tiko e dua. Na veitaratara e rawa ni okati kina o ira na nomu itokani kei na lewe ni vuvale. Mo tabaka na 'add another contact' mo vakuria dua tale na veitaratara kevaka e gadrevi.

New Zealand contacts

Do you have any contacts in New Zealand?
 Yes No

Provide the name, address and contact details of any friends, relatives or contacts you have in New Zealand. It is not necessary to list all acquaintances. Contacts could include close friends and family.

Contact's given or first name
ContactFirstName

Contact's middle names
ContactMiddleName

Contact's surname or family name
ContactLastName

Contact's relationship to you
Family

Contact's date of birth
2 2 1978

Enter their address
21 Compton Crescent, Taita, Lower Hutt, Wellington, 5011, NZL

Enter their contact number
Enter country code, area code and phone number separated by spaces e.g. +64 123 9876544
+642112345678

Enter their email address
MyContact@Email.com

+ ADD ANOTHER CONTACT

Tabaka na 'Save and continue' maroroya ka toso tale ena boto ni tabana.

Vakalewena na fomu ena vukuna e dua tale

Kena ika ruasagavulu ka ono ni kalawa. Kevaka o vakalewena na fomu qo ena vukuna e dua tale, mo toqa na 'yes' io ena taro qo, qai digitaka na itavi cava. Kevaka e gadrevi mo solia na yacamu, vanua o tiko kina na kei na sala ni veitaratara.

Person completing form

Are you completing this form on behalf of someone else?
You are only completing this form on behalf of someone else if you are not included in the application. Select No if you are applying for a visa for yourself and have included additional people in the same application.
 Yes No

In what capacity are you completing this form?

Licensed immigration adviser
Person exempt from licensing
Parent or guardian of a dependent child who is under 18 years of age
Assisting by recording information on the form

Provide the name, address and contact details of the person completing the form.

Given or first name

Surname or family name

Company or organisation name – if applicable

E dodonu me vakalaiseni eso era soli ivakasala tiko ni curu vanua. Me baleta e so tale na itukutuku, raica na www.immigration.govt.nz/assist-migrants-and-students/advise-migrants/regulations-and-licensing/licensing

Mo toqa na 'no' sega kevaka o vakalewena tiko ga na fomu me baleti iko kei ira tale eso o sa vakacuruma ena kerekere ogo. Kevaka e a soli vei iko na veivuke se ivakasala ni curu vanua, e dodonu mo vakamacalataka na ituvaki ni vakasala kei na itukutuku matailalai nei koya e solia.

Person completing form

Are you completing this form on behalf of someone else?
You are only completing this form on behalf of someone else if you are not included in the application. Select No if you are applying for a visa for yourself and have included additional people in the same application.
 Yes No

Advice

Section 7 of the Immigration Advisers Licensing Act 2007 defines immigration advice as 'using, or purporting to use, knowledge of or experience in immigration to advise, direct, assist, or represent another person in regard to an immigration matter relating to New Zealand, whether directly or indirectly and whether or not for gain or reward'.
→ [Adviser licensing information](#)

Have you received assistance or immigration advice relating to this application?
 Yes No

Tabaka na "Save and continue" Maroroya ka toso tale e na boto ni tabana.

Vakacurumi ni itukutuku veikauyaki na PDFs

Kena ika ruasagavulu ka vitu ni ikalawa. E yavutaki mai na itukutuku o sa solia oti, e dodonu mo vakacuruma na vei itukutuku ogo me tokona na kerekere ni ivolatara ni curuvanua.

Na levu ni itukutuku e vakacurumi e na itukutuku veikauyaki (Portable Document Formate) me kakua ni sivia na 10MB. Kevaka e levu na volatukutuku o via vakacuruma me ivakadinadina ni veika e gadrevi, mo biuti ira taucoko me duabau ga na itukutuku veikauyaki na PDF ni bera ni o vakacurumi ira vata.

Me baleta na vakacurumi ni vei itukutuku, raica na www.immigration.govt.nz/about-us/our-online-systems/applying-for-a-visa-online/immigration-online/how-to-use-immigration-online/uploading-documents-photographs

Vosa vakavavalagi se ivakadewa

E dodonu mo toqa 'yes' io ena taro qo kevaka e ra volai taucoko ena vosa vakavavalagi na itukutuku o via vakauta.

Are all the documents you intend to upload in English?

Yes No

Mo toqa 'no' sega kevaka e ra sega ni volai ena vosa vakavavalagi na nomu vola itukutuku. Kevaka e vaka kina, e dodonu mo vakacuruma na kena ivakadewa ena vosa vakavavalagi na nomu sitivikiti taucoko nei vuniwai kei na kena mai vei ira na ovisa. Kevaka e kerea na vakaillesilesi ni curuvanua me soli tale e so na ivolatukutuku me tokona na nomu kerekere, ena vinakati me vakadewataki ena vosa vakavavalagi.

E dodonu mo vakacuruma na ilavelave taumada se kena e sa vakadeitaki na kena dina.

Me baleta na itukutuku ni ivakadewa keitou vakadonuya, yalovinaka raica na www.immigration.govt.nz/new-zealand-visas/apply-for-a-visa/tools-and-information/general-information/translating-supporting-documents-into-english

Mo tabaka na 'browse' vakaraica mo dolava na nomu file ena komipiuta kevaka o dolava na nomu itukutuku. Ena basika mai na yaca ni file kevaka e sa dola vakavinaka.

Kemu ivakadinadina.

Ena tabana o na vakacuruma kina na itaba ni:

- pasipote se itukutuku ni veilakoyaki.
- na kadi ni itukutuku me baleti iko ena nomu vanua – kevaka e rawa
- na ivolatara ni curuvanua kevaka o sega ni lewenivanua mai na vanua o tiko kina. Kevaka e tiko vei iko na dodonu mo tiko kina ka sega ni gadrevi na ivolatara, mo vakauta na ivolatukutuku e vakamacalataka na veika e baleti iko.

Identity evidence

Upload the relevant pages of the passport or travel document you will be travelling on

Your passport or travel document
 Include any pages with your photo, personal details, details of your family, name change endorsement or extensions to expiry date.

BROWSE

Your national identification card – if available
 Providing your identification card can help us process your application. If you have more than one identification card, scan all into one document and upload.

BROWSE

Are you living in a country that is not your country of citizenship?
 Yes No

What country are you living in?

Evidence of the visa that entitles you to live in that country
 If you have the right to reside without a visa, upload a document explaining the circumstances.

BROWSE

Na ivakadinadina ni inaki curuvanua

E dodonu mo vakacuruma eke na nomu:

- ivolatukutuku ni nomu ilakolako se dua na ivolatukutuku me vakamacalataka vakamatailalai na inaki ni nomu lako.
- ivolatukutuku ni nomu ilakolako se dua na ivola tukutuku me vakamacalataka vakamatailalai na nomu inaki ni so tale na nomu ilakolako (kevaka e veiganiti)
- e so tale na itukutuku se ivakadinadina me tokona na inaki ni nomu lako.

Purpose of visit evidence

Evidence of your plans in New Zealand
 This could be a travel itinerary or a document detailing your plans.

BROWSE

Evidence of multiple journeys to New Zealand
 This could be a travel itinerary or a document that details your intended multiple journeys in and out of New Zealand .

BROWSE

iVakadinadina ni dina na inaki

Ena tabana qo e dodonu mo vakacuruma kina na:

- na ivola ni nomu itaukei ni cakacaka me vakaraitaka ni sa vakadonui na nomu livi kei na tiki ni siga e namaki mo na lesu tale
- ivola mai na koronivuli me baleti ira na gone era vuli tiko

- e dua na ilavelave ni nomu ivolatara ni curu vanua ki Ositerelia kevaka e nomu inaki mo gole ki Ositerelia ni bera se oti na nomu veisiko (o koya ga e veiganiti)
- eso tale na ikuri ni ivakadinadina me na vukei keitou ena neitou vakadikeva na nomu inaki. Eso tale na itukutuku e rawa ni kunei ena: www.immigration.govt.nz/new-zealand-visas/preparing-a-visa-application/character-and-identity/bona-fide/evidence-genuine-visitor

Evidence of genuine intent

Evidence from your employer showing that your leave from work is approved
An optional upload to confirm your intent to return to work in your home country

BROWSE

Evidence of your Australian visa – if applicable
If you plan to travel to Australia immediately before or after your visit to New Zealand, uploading evidence of it here will assist us in processing your application.

BROWSE

Other evidence of genuine intent
In addition to the evidence provided above, additional evidence will help with assessing whether you genuinely intend to stay in New Zealand temporarily and will comply with the conditions of your visa.
→ [Genuine intentions to visit, study or work in New Zealand](#)

Do you want to upload other evidence of your genuine intent in support of your application?
 Yes No

Provide details of the other evidence you wish to upload

Type

▼

- Cover letter
- Family declaration
- Home country government evidence
- Letter from employer - (genuine intent)
- Other country immigration status
- Other genuine intent evidence
- Personal circumstances

+ ADD ANOTHER DOCUMENT

Na ivakadinadina ni ilavo

Ena tabana oqo, yalovinaka vakacuruma kina na:

- itukutuku ni baqe se na ilavo ena yacamu se na yacana e dua e a qai vakuri ena kerekere ka dodonu me itukutuku ni 6 na vula. Kumuna vata taucoko na vei draunipepa qai vakauta vata me dua ga
- na ivakadinadina me ni cakacaka vata ena Tabana ni Saravanua, kevaka e veiganiti
- na ivakadinadina ni sa saumi oti na nodra icili o ira taucoko era okati ena kerekere qo
- na ivakadinadina ni sa saumi oti taucoko na isau ni nodra veilakoyaki o ira taucoko e ra okati tiko ena kerekere

Type of statement
 For example: bank savings, current account, credit card, term deposit, loan statement, or a combination.

Bank savings

Bank or organisation name
 National Bank of Samoa

Bank or organisation branch
 Apia

Bank or organisation manager
 Fetu Smith

Value of funds reflected by these documents
 NZD \$3,000 - \$4,199

Statements

BROWSE

Evidence of your Tourism Industry Partnership membership
 Check the [INZ website](#) for evidence where required. Where you are required to provide multiple documents, combine them into one PDF for upload.

BROWSE

Evidence of pre-paid accommodation for all applicants in this application

BROWSE

Evidence you have paid for onward travel for all applicants in this application

BROWSE

na ivakadinadina tale e so

Yalovinaka dolavi ira talega na ivakadinadina me tokona na nomu kerekere.

Other evidence

Do you have any other evidence to support your application that you want to upload?

Yes No

ALERT
You should only add one document per type. If you have multiple pages for the same category, combine them into one PDF.

Enter details of the other evidence you want to upload

Type

- Academic transcript
- Additional passport
- Birth certificate
- Cover letter
- Driver's licence
- Evidence of character
- Household registration
- IELTS certificate
- Medical insurance confirmation
- Other document, not listed
- Other evidence of English language
- Other evidence of identity
- Other financial information
- Other medical information
- Police certificate
- Qualification - (Work History)

Ena gauna o sa dolavi ira kina ka vakauta na vei itukutuku e gadrevi, yalovinaka mo toqa na kato mo vakadeitaka ni itukutuku dina ka ra sa vakaraitaka vakadodonu na veika o sa cakava ena fomu. Tabaka na 'save' maroroya qai 'continue' vakuria.

Declaration

I have checked that the documents I have uploaded accurately represent the statements made in this form

Kena ika ruasagavulu ka walu ni ikalawa. Yalovinaka raica lesu na itukutuku o sa vakauta. Kevaka e gadrevi mo veisautaka e dua na ka, ena rawa ni o cakava ena nomu tabaka 'back' lesu tale ena boto ni tabana.

Kena ika ruasagavulu ka ciwa ni ikalawa. Kevaka o sa lomavakacegu ena itukutuku o vakarautaka, ena gadrevi mo bubulitaka ni sa dina na itukutuku kece o sa vakarautaka. Yalovinaka mo wilika vakavinaka qai toqa ena kato kevaka o sa kila Qai toqa 'Ready for submission' vakarau me sa vakau. E kea o na qai vakau lesu tale ki na imatai ni tabana.

Kena ika tolusagavulu ni ikalawa. Kevaka o okati iratou ena nomu kerekere na nomu itokani vata kei/ se o ira na gone ra vakararavi ena nomu kerekere, mo vakadeitaka ni o sa vakalewena vakaoti na fomu oka kina na ivakadinadina ni nomudou veiwekani. Ena gauna e ra sa vakaraitaka kina ena kedra ituvaki na 'Ready for Submission' Saumi qai Vakau, o sa na qai tabaka na 'pay & submit application' sauma ka vakauta na kerekere ka lako sara ki na iotioti ni kalawa

Surname or family name	Given or first name	Applicant type	Action	Status	Options
Telefoni	Marian	Secondary	CONTINUE	Ready for submission	▼
Telefoni	Ioane	Primary	CONTINUE	Ready for submission	

Kena saumi

Kena ika tolusagavulu kadua ni ikalawa. Kena iotioti, yalovinaka raica taucoko na isau ni kerekere. Mai na tabana e na dola ka tarava, digitaka na ivakarau ni veisaumi ka tabaka na 'next' tarava ena boto ni tabana koyā.

Review application costs


You must pay the application fee online with a credit or debit card (Visa, Mastercard, JCB or AMEX), Union Pay or POLI. Immigration New Zealand will begin processing your application once the payment is received and cleared. There is no refund regardless of the application result.

Item	Base	Tax amount	Waived/Exempt amount	Total cost
Ioane Smith Telefoni - Visitor - General - Application fee - VV00218562	\$150.00	\$0.00		\$150.00
Ioane Smith Telefoni - Visitor - General - Immigration levy - VV00218562	\$21.00	\$0.00		\$21.00
Visitor - General - International Visitor Levy (IVL)	\$0.00	\$0.00		\$0.00
Visitor - General - International Visitor Levy (IVL)	\$0.00	\$0.00		\$0.00

Payment method

POLI
Credit or debit card
UnionPay

Kena ika tolusagavulu karua ni ikalawa. O na vakauti ki na tabana ni sausaumi ena kena fomu ena initaneti ka qai vakacuruma kina na itukutuku ni nomu kadi kei na baqe me baleta na POLI. O na raica e dua na itukutuku e vakadeitaka ni sa caka oti.

 NEW ZEALAND IMMIGRATION

Enter your payment details

Card Number

Card Expiry Date

Card Security Code

Name on Card

Payment Amount **\$171.00**

Vakavinavinakataki na nomu kerea na ivolatara ni curuvana, keitou na qai veitaratara yani vei iko ena gauna keitou sa tauca kina e dua na lewa se kevaka keitou na kerea tale vei iko eso na itukutuku. Raica na INZ website, ena itukutuku me baleta na balavu ni gauna e cakacakataki tiko kina na nomu kerekere.

www.immigration.govt.nz/processingtimes

A guide to applying for a New Zealand visitor visa online

Contents

Log-in / Create RealMe account	133
How to add another applicant	136
Uploading a photo	140
Proof of financial support.....	142
Character & Health Sections	146
Completing form on behalf	149
Uploading PDFs	151
Payment	157

About this guide

The purpose of this document is to provide support to visitor visa applicants. It includes screenshots and instructions for submitting a decision-ready application. This document also contains some links to English language websites you might find helpful.

We have shown examples throughout the document as a guide only, please provide your own details. Answer the questions truthfully and accurately as not doing so may impact your visa outcome.

About the New Zealand visitor visa

Use the visitor visa if you want to visit New Zealand as a tourist, see family and friends or study a short course. It can only be applied online.

You will need enough money to support yourself and everyone included in your application during your stay or have a sponsor who can support you. You cannot work on a visitor visa.

Please note that passport holders of Australia and some countries do not have to apply for a visa before they travel to New Zealand, but may need to hold an NZeTA (New Zealand Electronic Travel Authority).

The complete list of countries that do not need to apply for a visa but must hold an NZeTA are found here: www.immigration.govt.nz/new-zealand-visas/preparing-a-visa-application/your-journey-to-new-zealand/before-you-travel-to-new-zealand/visa-waiver-countries

Please have ready

To complete an online application you will need:

- A RealMe account. To create one :

www.immigration.govt.nz/new-zealand-visas/apply-for-a-visa/tools-and-information/general-information/how-to-create-a-realme-account

- A valid credit or debit card – we accept Visa, Mastercard, Union Pay, AMEX, JCB or POLi. To check the fee you will need to pay:
www.immigration.govt.nz/new-zealand-visas/apply-for-a-visa/tools-and-information/tools/office-and-fees-finder
- A computer and reliable internet connection
- An acceptable visa photo in jpg (or jpeg) format:
www.immigration.govt.nz/new-zealand-visas/apply-for-a-visa/tools-and-information/acceptable-photos
- Scanned copies of your important documents in Portable Document Format (PDF)
- If your documents are not in English, you need English translations of all medical and police certificates. If requested by an immigration officer to submit other documents in support of your application, it may require an English translation. An acceptable translation is discussed on 'Uploading PDFs' section below
- If you have a New Zealand person or organisation sponsoring your stay, they will need to create their own RealMe account (if they do not have one) and have their email address and sharing ID ready. This is discussed in detail on 'Proof of financial support' section below.

The online form is located here:

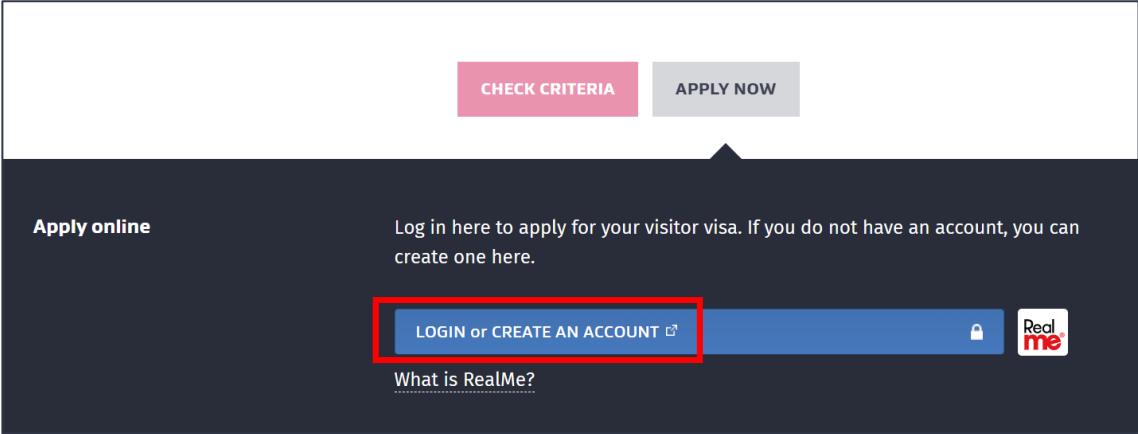
<https://www.immigration.govt.nz/new-zealand-visas/apply-for-a-visa/about-visa/visitor-visa>

A family member can submit an online visitor visa application on your behalf. They will need to declare this on the online application form. Please note that the applicant and sponsor must have separate RealMe accounts.

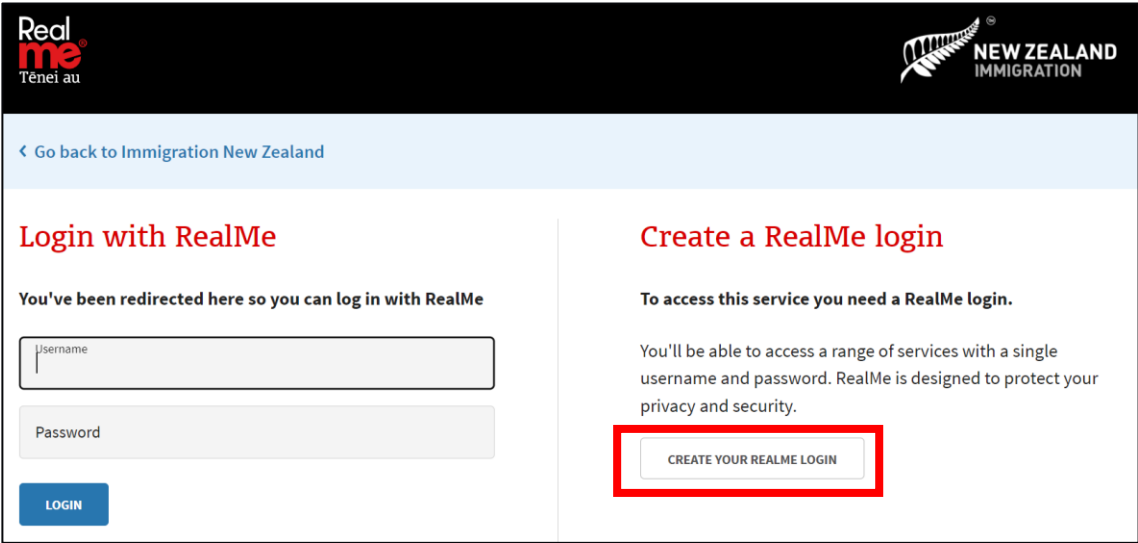
Step-by-step online process

Log-in / Create RealMe account

Step 1. You will need to log-in using your RealMe account. If you don't have one, you need to create one on the Immigration website.



A RealMe account is a secure online identification service used by the New Zealand Government.



Step 2. Once you are logged in, create a new application by clicking ‘My visas’, then ‘apply for a visa’ on the next page.

My visas
Apply for and manage your individual applications.

Manage accreditation and job checks
Before you can employ migrants, you need to apply for employer accreditation. Select Employ migrants to create and manage accreditation and job check applications and to hire migrants.

MY VISAS

EMPLOY MIGRANTS



My dashboard > My visas

My visas

Draft applications

Select the Apply for a visa button to create a new application or select Continue from Options dropdown to open and complete a draft application.

Search **APPLY FOR A VISA**

Principal applicant	Application ID	Application type	Created on ↓	Modified on	Options
No draft applications.					



Step 3. On the next page, scroll down to ‘Your situation’ and choose ‘Temporary entry class visa’ from the drop-down menu.

Your situation

These questions ensure this is the right application form for you. Answers to these questions are retained by Immigration New Zealand as part of your application.

Are you applying for a temporary or resident class visa?

- Temporary entry class visa
- Residence class visa

Step 4. You will be asked if you are outside New Zealand and the type of visa you want to apply for. If you are onshore applying on behalf of someone, please answer the questions from the applicant’s perspective. On the drop-down menu, select ‘Visitor’.

Are you outside New Zealand?
 Yes No

What type of visa do you want to apply for?

Group
Partner or child of a New Zealand citizen, resident or visa holder
Student
Visitor
Work

Step 5. From the drop-down menus, please choose the purpose of your visit, then click ‘start my application’.

Note that answers shown below are an example only, please answer as best suited to your situation.

Select the purpose of your visit
Refer to the [INZ website](#) for detailed information about visitor visa options.

Tourism or Holiday

Why do you want to visit New Zealand?
You may be required to upload evidence to show that you meet the requirements of the type of visa you are applying for.

To visit family or friends

General Visitor Visa

This visa allows you to come to New Zealand as a visitor to visit family or friends. You can also study for up to three months or tour the country.

You may not need to apply for a Visitor Visa – people from visa waiver countries can travel to New Zealand without a visa but must hold an NZeTA (New Zealand Electronic Travel Authority).


→ [Further information about this visa](#)
→ [Visa waiver for Visitor Visa](#)
→ [Information about NZeTA](#)

START MY APPLICATION

How to add another applicant

Step 6. You can include your partner and any dependent children up to the age of 19 in your application. If this is the case, click 'add another applicant' and select the type of applicant from the drop-down menu. You will need to provide their details. Any dependent children aged 20 and over will need to apply for their own visa separately.


Applicants
Some visa types allow more than one applicant in an application. If so, the Add another applicant button will display.


ADD ANOTHER APPLICANT


Surname or family name ↓	Given or first name	Applicant type	Action	Status	Options
Principal applicant		Primary	CONTINUE	Draft	

Add applicant ×

Additional applicant type



- Partner
- Dependent Child

 **ADD APPLICANT**

Here is how we define partners: www.immigration.govt.nz/new-zealand-visas/apply-for-a-visa/tools-and-information/support-family/partnership

Here is how we define dependent children: www.immigration.govt.nz/new-zealand-visas/apply-for-a-visa/tools-and-information/support-family/dependent-children

Step 7. Click 'continue' to enter the details for each applicant.

Surname or family name ↓	Given or first name	Applicant type	Action
Principal applicant		Primary	

Step 8. Please provide your identity information. If you have a mononym (a single word official name), tick 'yes'. If you have a first name and a surname, tick 'no'.

Fill in your name(s) as shown exactly on your passport.

Identity information

Do you have a mononym?
This is when your official name is one name. Answer No if you have a first name and surname displayed in your passport.
 Yes No

Given or first name
As stated in your passport.

Middle names
As stated in your passport. Leave blank if no middle name is displayed in your passport.

Surname or family name
As stated in your passport.

If you have used other names, you will be asked to enter them. These might include your birth name, your name from marriage or from adoption, your English name or other names you are known by. If none, tick 'No' to this question.

Have you ever used any other names?
This includes your birth name, your name from marriage or from adoption, your English name, or other names your are known by.
 Yes No

Step 9. Add the country you will be in when this application is submitted. Tick 'yes' or 'no' to a series of questions about your previous dealings with Immigration New Zealand and if you hold an Australian permanent resident visa.

New Zealand immigration history

What country or territory will you be in when this application is submitted?

Samoa




Have you previously applied for a New Zealand visa?
This includes anyone applying for you on your behalf.
 Yes No

Have you previously requested an NZeTA (New Zealand Electronic Travel Authority)?
This includes anyone requesting one for you on your behalf.
 Yes No

Do you hold an Australian Permanent Resident Visa?
 Yes No

Have you ever travelled to New Zealand?
 Yes No

Step 10. Enter your passport details. Please ensure these are correct.

Passport number			
Generally found in the top right-hand corner of the identity page of your passport.			
ABC12345			
Country or territory of issue			
Find the field named 'Code', 'Issuing Country' or 'Country Code' in your passport.			
Samoa			
Nationality as shown in passport			
Samoa			
Passport issue date			
02	10	2019	
Passport expiry date			
01	10	2024	
Gender as shown in passport			
Male			
Date of birth as shown in passport			
02	02	1978	

Step 11. Type in your country of birth, the state/province/region, and the town/city.

Country or territory of birth
Samoa
State or province or region of birth
Upolu
Town or city of birth
Apia

Step 12. If you have a national identity number in your home country, please enter the details.

National identity details

Do you have a national identity number?
 Yes No

National identity number

123456

Country or territory of issue

Samoa

Step 13. If you are a citizen of another country, please provide details. You may click ‘add another country of citizenship’ if you have further countries to record.

Other citizenships

Do you hold any other citizenships?
 Yes No

Enter details of all other countries you are a citizen of

Country of citizenship

Start typing and select a country from the list...

Do you hold a passport in this citizenship?
 Yes No

+ ADD ANOTHER COUNTRY OF CITIZENSHIP

Uploading a photo

Step 14. Upload your photo by clicking ‘Choose file’. If upload is successful, it will show ‘confirmed’ here.

Your visa photo must be less than 6 months old and must meet our photo requirements: www.immigration.govt.nz/new-zealand-visas/apply-for-a-visa/tools-and-information/acceptable-photos

Please do not use the photo page of your passport.

Upload photo


Your visa photo must be less than 6 months old and must meet [our photo requirements](#). Do not use the photo page of your passport.

When you upload your photo, it must be:

- a .jpeg or .jpg file
- between 500 KB and 3 MB
- between 900 x 1200 pixels and 2250 x 3000 pixels.

Upload your photo

No file chosen



Step 15. Enter the details of where you are living when you submit this application. Type in your physical address, email address and preferred contact number or an optional alternative number. This will help us contact you.

Current country or territory

Samoa

Your current physical address

Beach RD, Apia, WSM

Is your postal address the same as your physical address?
 Select No if you want to receive mail at a different address from your current physical address.
 Yes No

Email address

We will use your online account as your primary contact address. Your nominated email address will be used to notify you when we have sent notices, documents and other communications to your online account. Please provide us with an email address you check regularly and where emails will be received without issue.

Firstname.LastName@YourEmail.com

ALERT
 Please check that you have entered your email address accurately.

Applicant's preferred contact number

Enter country code, area code and phone number with no spaces e.g. +641239876544 (maximum of 16 characters)

+68512345

At the bottom of the page, click 'Save and continue'.

Step 16. Tick 'yes' or 'no' if you are a premium loyalty member of a programme managed by one of our partner organisations.

Do you have membership with one of Immigration New Zealand's tourism partners?
Please ensure you check that you are a premium loyalty programme member.

Yes No

More information about this is on our website: www.immigration.govt.nz/new-zealand-visas/preparing-a-visa-application/your-journey-to-new-zealand/special-visa-processing-arrangements

Proof of financial support

Step 17. The following questions ask about your financial support during your intended travel to New Zealand.

Tick 'yes' if you are able to financially support yourself during your stay, including onward travel. If 'no', you will need a sponsor to support you. The criteria and process are found here:

www.immigration.govt.nz/new-zealand-visas/apply-for-a-visa/tools-and-information/sponsorship/criteria-and-process-for-sponsors

Your financial support

Are you able to financially support yourself during your stay – including onward travel?

Yes No

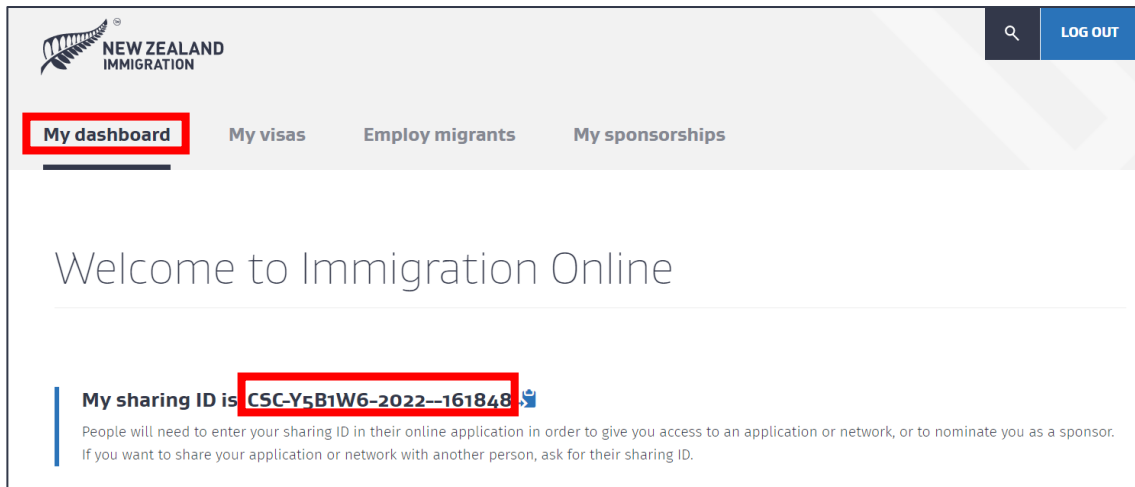
Do you have a New Zealand person or New Zealand organisation sponsoring your stay?

Yes No

ALERT

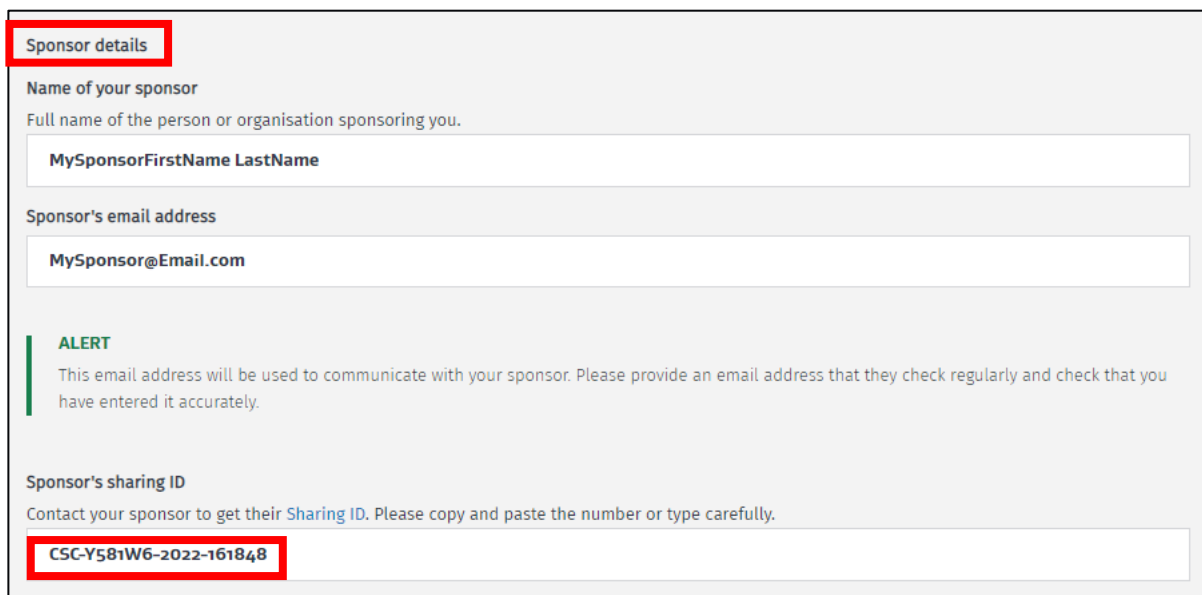
Your sponsor will be required to complete an online sponsorship form.

If a New Zealand person or organisation is sponsoring your stay, your sponsor must create their own RealMe account and provide you with their **sharing ID** found on 'My dashboard'.



The screenshot shows the 'My dashboard' page of the New Zealand Immigration website. The page features the New Zealand Immigration logo in the top left corner and a 'LOG OUT' button in the top right corner. The main navigation menu includes 'My dashboard', 'My visas', 'Employ migrants', and 'My sponsorships'. The 'My dashboard' tab is highlighted. The main content area displays 'Welcome to Immigration Online' and 'My sharing ID is CSC-Y5B1W6-2022-161848'. Below this, there is a note: 'People will need to enter your sharing ID in their online application in order to give you access to an application or network, or to nominate you as a sponsor. If you want to share your application or network with another person, ask for their sharing ID.'

You will be asked later at the 'Supporting documents' section to enter this **sharing ID** including the sponsor's name and email address. Please ensure these details are correct as we will email your sponsor to ask them to complete a sponsorship form online.



The screenshot shows the 'Sponsor details' form. The form has a title 'Sponsor details' and a section for 'Name of your sponsor' with the instruction 'Full name of the person or organisation sponsoring you.' and a text input field containing 'MySponsorFirstName LastName'. Below this is a section for 'Sponsor's email address' with a text input field containing 'MySponsor@Email.com'. An 'ALERT' message states: 'This email address will be used to communicate with your sponsor. Please provide an email address that they check regularly and check that you have entered it accurately.' The final section is 'Sponsor's sharing ID' with the instruction 'Contact your sponsor to get their Sharing ID. Please copy and paste the number or type carefully.' and a text input field containing 'CSC-Y5B1W6-2022-161848'.

Tick 'yes' if you have prepaid accommodation or staying with family/friends and please enter the full address if you know where it is. You must have at least NZD \$400 available for each person, for each month of stay.

If you don't have prepaid accommodation, you or your sponsor must have at least NZD \$1000 available for each person, for each month of stay.

Do you have prepaid accommodation?
 Yes No

Full address of accommodation - if known
If you are staying at more than one address, enter the first address.
Start typing and select the complete address from the list, select 'Enter manually...' if not found

Do you have at least NZD \$400 available for each person, each month?
 Yes No

From the drop-down menu, select what evidence of your onward travel you will be able to provide. If you choose 'other', please provide further details.

What evidence of onward travel will you provide?

Other

I have evidence of a pre-paid booking

I have sufficient funds to purchase travel


Other

Step 18. Tick 'yes' or 'no' if you require a multiple journey visa. Enter your estimated date of arrival in New Zealand and when you will depart.


Your stay in New Zealand

Do you require a multiple journey visa?
Select Yes if you intend on travelling in and out of New Zealand with this visa.
 Yes No

Estimated date of arrival in New Zealand

<i>dd</i>	<i>mm</i>	<i>yyyy</i>	
-----------	-----------	-------------	---

Estimated date of departure from New Zealand

<i>dd</i>	<i>mm</i>	<i>yyyy</i>	
-----------	-----------	-------------	---

Step 19. If anyone included in this application is under 16 and planning to stay for more than 12 months, they must have permission to travel with just one parent. Evidence of sole custody or permission from the other parent must be provided. Choose which option applies to this application.

This application includes:

<input type="checkbox"/>
<input type="checkbox"/>
<input type="checkbox"/>
<input type="checkbox"/>
<input type="checkbox"/>

No one under 16
At least one applicant is under 16 and staying in NZ for 12 months or less
At least one applicant is under 16, staying in NZ for more than 12 months and travelling with both parents
At least one applicant is under 16, staying in NZ for more than 12 months and travelling with their sole custody parent
At least one applicant is under 16, staying in NZ for more than 12 months and travelling with just one of their parents

At the bottom of the page, click "Save and continue".

Character & Health Sections

Step 20. This section has four questions to determine whether you meet the character requirements for this visa. If you tick 'yes' to any of these questions, you will need to provide further details. Please answer these questions honestly as non-disclosure may affect your visa status.

Character details

Have you ever been convicted at any time of any offence, including any driving offence?
You must include all overseas convictions. You do not need to include New Zealand convictions covered by the [New Zealand Criminal Records \(Clean Slate\) Act 2004](#).

Yes No

Are you currently under investigation, wanted for questioning, or facing charges for any offence in any country including New Zealand?

Yes No

Have you ever been expelled, deported, excluded, removed from or refused entry to any country?

Yes No

Have you ever been refused a visa or permit by any country excluding New Zealand?

Yes No

At the bottom of the page, click "Save and continue".

Step 21. The information you provide in the health section of the online form will determine if your health meets the requirements for this visa. If you tick 'yes' to any of these questions, you will need to provide further details. Please answer these questions honestly as non-disclosure may affect your visa status.

Tuberculosis

Do you have tuberculosis?

Yes No

Medical care during your stay in New Zealand

Do you have any medical condition that requires, or may require, one or more of the following during your stay in New Zealand?

Renal dialysis
Renal dialysis is a medical treatment required by people who have experienced kidney failure.

Yes No

Hospital care

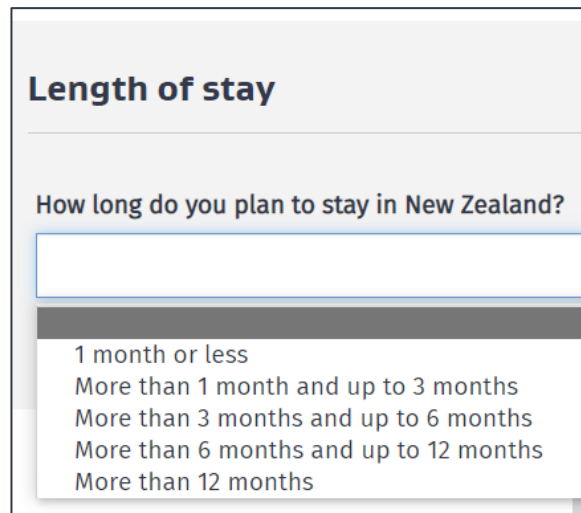
Yes No

Residential care
Residential care is long-term care provided in live-in facilities for the aged or for people with physical, sensory, intellectual or psychiatric disabilities.

Yes No

You may be required later to provide medical certificates. Once you submit this form, we will check any previously provided certificates and advise you if you need to obtain one.

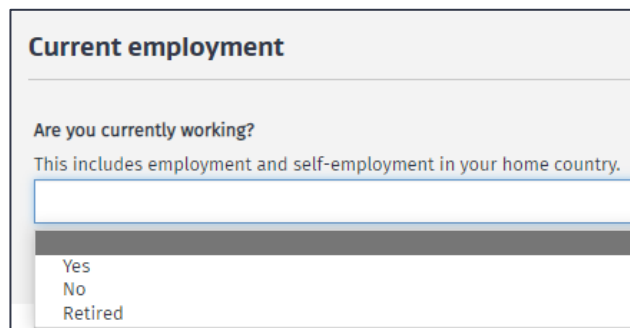
Step 22. From the drop-down menu, please choose your length of stay in New Zealand.



The screenshot shows a form titled "Length of stay". Below the title is the question "How long do you plan to stay in New Zealand?". A dropdown menu is open, showing the following options: "1 month or less", "More than 1 month and up to 3 months", "More than 3 months and up to 6 months", "More than 6 months and up to 12 months", and "More than 12 months".

At the bottom of the page, click "Save and continue".

Step 23. From the drop-down menu, choose if you are currently working, not working or retired. This includes employment or self-employment in your home country.



The screenshot shows a form titled "Current employment". Below the title is the question "Are you currently working?". A sub-question reads "This includes employment and self-employment in your home country.". A dropdown menu is open, showing the following options: "Yes", "No", and "Retired".

If you are working, you will be asked details of your current employment. If you are retired, you will be asked to provide details of your last paid work.

Current employment

Are you currently working?
This includes employment and self-employment in your home country.

Yes

Provide details of your current work

Start date
Enter month and year.

9 2009

Role or job title
If you can't find your role try entering your industry and locate an nec (not elsewhere classified) option.

221111 - Accountant (General)

Country or territory of work

Samoa

State or province or region

Apia

At the bottom of the page, click 'Save and continue'.

Step 24. From the drop-down menu, choose the option that best describes your current partnership status.

Immigration New Zealand's definition of partnership is on our website:
<https://www.immigration.govt.nz/about-us/site-information/glossary#partner>

Relationship status

What is your partnership status?
You must choose the option that best describes your current partnership status. [Definition of partner.](#)

Single
Married / in civil union
Partner / de facto
Engaged
Separated
Divorced
Widowed

Step 25. If you have any contacts in New Zealand, please provide their details. Contacts may include close friends and family members. Click ‘add another contact’ to add more contacts if required.

New Zealand contacts

Do you have any contacts in New Zealand?
 Yes No

Provide the name, address and contact details of any friends, relatives or contacts you have in New Zealand
It is not necessary to list all acquaintances. Contacts could include close friends and family.

Contact's given or first name

Contact's middle names

Contact's surname or family name

Contact's relationship to you

Contact's date of birth

Enter their address

Enter their contact number
Enter country code, area code and phone number separated by spaces e.g. +64 123 9876544

Enter their email address

At the bottom of the page, click ‘Save and continue’.

Completing form on behalf

Step 26. If you are completing this form on behalf of someone else, tick ‘yes’ to this question and choose in the drop-down menu in what role. You will be asked to provide your name, address, and contact details.

Person completing form

Are you completing this form on behalf of someone else?
 You are only completing this form on behalf of someone else if you are not included in the application. Select No if you are applying for a visa for yourself and have included additional people in the same application.
 Yes No

In what capacity are you completing this form?

Provide the name, address and contact details of the person completing the form.

Given or first name

Surname or family name

Company or organisation name – if applicable

Some people giving immigration advice may need to be licensed. For more information, visit www.immigration.govt.nz/assist-migrants-and-students/advise-migrants/regulations-and-licensing/licensing

Tick 'no' to this question if you are completing this form for yourself and any additional people you have included in this application. If you have received assistance or immigration advice, you must describe the nature of the advice and provide the assisting person's details.

Person completing form

Are you completing this form on behalf of someone else?
 You are only completing this form on behalf of someone else if you are not included in the application. Select No if you are applying for a visa for yourself and have included additional people in the same application.
 Yes No

Advice

Section 7 of the Immigration Advisers Licensing Act 2007 defines immigration advice as 'using, or purporting to use, knowledge of or experience in immigration to advise, direct, assist, or represent another person in regard to an immigration matter relating to New Zealand, whether directly or indirectly and whether or not for gain or reward'.
 → [Adviser licensing information](#)

Have you received assistance or immigration advice relating to this application?
 Yes No

At the bottom of the page, click "Save and continue".

Uploading PDFs

Step 27. Based on the information you have provided, you must upload the following documents to support your visa application.

The size of each document must be in PDF (Portable Document Format) and not exceed 10MB. If you have multiple documents to upload as evidence for the same requirement, combine these together into a single PDF file before you upload them.

For help uploading documents, visit www.immigration.govt.nz/about-us/our-online-systems/applying-for-a-visa-online/immigration-online/how-to-use-immigration-online/uploading-documents-photographs

English or translations

You must tick 'yes' to this question if all the documents you intend to upload are in English.

Are all the documents you intend to upload in English?

Yes No

Tick 'no' if your documents are not in English. If that is the case, you must upload English translations of all medical and police certificates. If requested by an immigration officer to submit other documents in support of your application, it may require an English translation.

You must also upload the original or certified copies of those documents.

For more information on what translations we accept, please visit www.immigration.govt.nz/new-zealand-visas/apply-for-a-visa/tools-and-information/general-information/translating-supporting-documents-into-english

To upload your documents, click 'browse' then open the file in your computer. The file name will show here if it was uploaded successfully.

Identity evidence

In this section, you must upload the relevant pages of your:

- passport or travel document
- national identification card – if available
- a visa if you are living in a country that is not your country of citizenship. If you have the right to reside without a visa, upload a document explaining the circumstances.

Identity evidence

Upload the relevant pages of the passport or travel document you will be travelling on

Your passport or travel document
 Include any pages with your photo, personal details, details of your family, name change endorsement or extensions to expiry date.

BROWSE

Your national identification card – if available
 Providing your identification card can help us process your application. If you have more than one identification card, scan all into one document and upload.

BROWSE

Are you living in a country that is not your country of citizenship?
 Yes No

What country are you living in?

Evidence of the visa that entitles you to live in that country
 If you have the right to reside without a visa, upload a document explaining the circumstances.

BROWSE

Purpose of visit evidence

In this section, you must upload your:

- travel itinerary or a document detailing your plans
- travel itinerary or a document detailing your plans of intended multiple journeys (if applicable)
- any other information or evidence that supports your reason of travel

Purpose of visit evidence

Evidence of your plans in New Zealand
 This could be a travel itinerary or a document detailing your plans.

BROWSE

Evidence of multiple journeys to New Zealand
 This could be a travel itinerary or a document that details your intended multiple journeys in and out of New Zealand .

BROWSE

Evidence of genuine intent

In this section, you must upload:

- letter from your employer showing that your leave from work is approved and the date you are expected to return
- letter of leave from school for children who attend school
- a copy of your Australian visa if you plan to travel to Australia immediately before or after your visit (if applicable)
- other additional evidences that will help us assess your intentions. More information can be found at: www.immigration.govt.nz/new-zealand-visas/preparing-a-visa-application/character-and-identity/bona-fide/evidence-genuine-visitor

Evidence of genuine intent

Evidence from your employer showing that your leave from work is approved
An optional upload to confirm your intent to return to work in your home country

BROWSE

Evidence of your Australian visa – if applicable
If you plan to travel to Australia immediately before or after your visit to New Zealand, uploading evidence of it here will assist us in processing your application.

BROWSE

Other evidence of genuine intent
In addition to the evidence provided above, additional evidence will help with assessing whether you genuinely intend to stay in New Zealand temporarily and will comply with the conditions of your visa.
→ [Genuine intentions to visit, study or work in New Zealand](#)

Do you want to upload other evidence of your genuine intent in support of your application?
 Yes No

Provide details of the other evidence you wish to upload

Type

- Cover letter
- Family declaration
- Home country government evidence
- Letter from employer - (genuine Intent)
- Other country immigration status
- Other genuine intent evidence
- Personal circumstances

+ ADD ANOTHER DOCUMENT

Evidence of funds

In this section, please upload:

- bank or financial statements in your name, or in the name of one of the additional applicants, and these must show at least a 6 month history. Combine all pages and upload as one document
- evidence of Tourism Industry Partnership membership, if applicable
- evidence of prepaid accommodation for all people included in this application
- evidence you have paid onward travel for all people included in this application

Type of statement
 For example: bank savings, current account, credit card, term deposit, loan statement, or a combination.

Bank savings

Bank or organisation name
 National Bank of Samoa

Bank or organisation branch
 Apia

Bank or organisation manager
 Fetu Smith

Value of funds reflected by these documents
 NZD \$3,000 - \$4,199

Statements

BROWSE

Evidence of your Tourism Industry Partnership membership
 Check the [INZ website](#) for evidence where required. Where you are required to provide multiple documents, combine them into one PDF for upload.

BROWSE

Evidence of pre-paid accommodation for all applicants in this application

BROWSE

Evidence you have paid for onward travel for all applicants in this application

BROWSE

Other evidence

If you have other evidence to support your application, please upload it.

Other evidence

Do you have any other evidence to support your application that you want to upload?
 Yes No

ALERT
You should only add one document per type. If you have multiple pages for the same category, combine them into one PDF.

Enter details of the other evidence you want to upload

Type

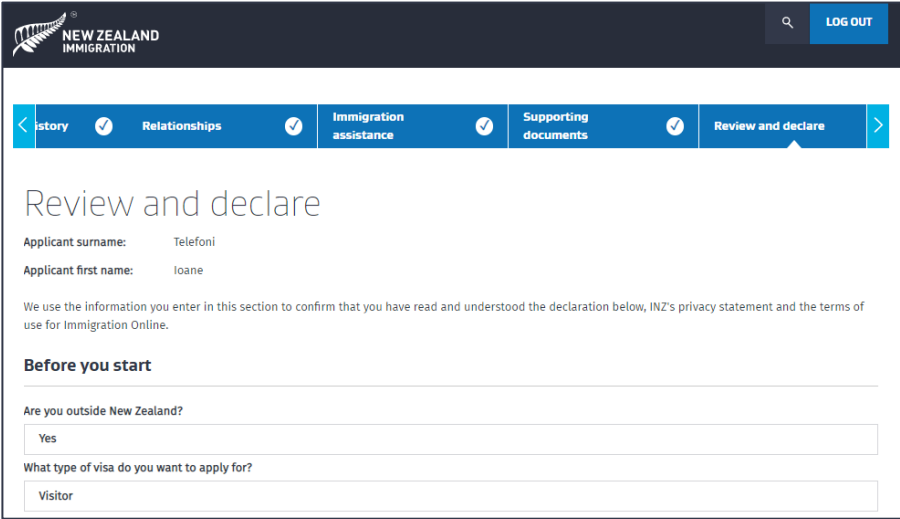
Academic transcript
Additional passport
Birth certificate
Cover letter
Driver's licence
Evidence of character
Household registration
IELTS certificate
Medical insurance confirmation
Other document, not listed
Other evidence of English language
Other evidence of identity
Other financial information
Other medical information
Police certificate
Qualification - (Work History)

Once you have uploaded all of the required documents, please tick the box to declare that they accurately represent the statements you have made in this form. Click 'save and continue'.

Declaration

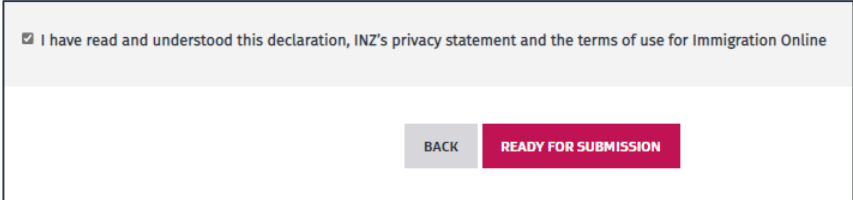
I have checked that the documents I have uploaded accurately represent the statements made in this form

Step 28. Please review all of the information you have supplied. If you need to change anything, you can do this by clicking ‘back’ at the bottom of the page.



The screenshot shows the 'Review and declare' page on the New Zealand Immigration website. At the top, there is a navigation bar with the New Zealand Immigration logo and a 'LOG OUT' button. Below this is a progress bar with five steps: 'History', 'Relationships', 'Immigration assistance', 'Supporting documents', and 'Review and declare'. The 'Review and declare' step is currently active. The main content area displays the applicant's details: 'Applicant surname: Telefoni' and 'Applicant first name: Ioane'. Below this, there is a disclaimer: 'We use the information you enter in this section to confirm that you have read and understood the declaration below, INZ's privacy statement and the terms of use for Immigration Online.' Under the heading 'Before you start', there are two questions: 'Are you outside New Zealand?' with a 'Yes' input field, and 'What type of visa do you want to apply for?' with a 'Visitor' input field.


Step 29. Once you are satisfied that the information you have given us is accurate, you will need to make a declaration. Please read this carefully and tick the box if you understand. Then click ‘Ready for submission’. At the point, you will be taken back to the starting page.



The screenshot shows a declaration step. At the top, there is a checkbox that is checked, with the text: 'I have read and understood this declaration, INZ's privacy statement and the terms of use for Immigration Online'. Below this, there are two buttons: a grey 'BACK' button and a red 'READY FOR SUBMISSION' button.

Step 30. If you have included your partner and/or dependent children in your application, please make sure you have completed the form for them, including uploading evidence of your relationship. Once their statuses all show ‘Ready for submission’, you can click ‘pay & submit application’ to go to the final step.

Application summary

 **PAY & SUBMIT APPLICATION**

Application name **VV00218562 Ioane Smith Telefoni Visitor Visa - General**

Application ID **VV00218562**

Status **Draft**

Applicants

Some visa types allow more than one applicant in an application. If so, the Add another applicant button will display.

ADD ANOTHER APPLICANT

Surname or family name ↓	Given or first name	Applicant type	Action	Status	Options
Telefoni	Marian	Secondary	CONTINUE	Ready for submission	▼
Telefoni	Ioane	Primary	CONTINUE	Ready for submission	

Payment

Step 31. Finally, please review all application costs. From the drop-down menu, select your payment method and click 'next' at the bottom of the page.

Review application costs

You must pay the application fee online with a credit or debit card (Visa, Mastercard, JCB or AMEX), Union Pay or POLI. Immigration New Zealand will begin processing your application once the payment is received and cleared. There is no refund regardless of the application result.

Item	Base	Tax amount	Waived/Exempt amount	Total cost
Ioane Smith Telefoni - Visitor - General - Application fee - VV00218562	\$150.00	\$0.00		\$150.00
Ioane Smith Telefoni - Visitor - General - Immigration levy - VV00218562	\$21.00	\$0.00		\$21.00
Visitor - General - International Visitor Levy (IVL)	\$0.00	\$0.00		\$0.00
Visitor - General - International Visitor Levy (IVL)	\$0.00	\$0.00		\$0.00

Payment method

▼

- POLI
- Credit or debit card
- UnionPay

Step 32. You will be guided to the payment section of the online form to add your card details or bank details for POLi. You will see a confirmation message when this has been done.

The screenshot shows a web form for entering payment details. At the top left is the New Zealand Immigration logo. The form title is "Enter your payment details". It contains the following fields:

- Card Number:** A single-line text input field.
- Card Expiry Date:** Two separate text input fields for the month and year.
- Card Security Code:** A single-line text input field.
- Name on Card:** A single-line text input field.
- Payment Amount:** A label with the value "\$171.00" displayed next to it.

At the bottom of the form are two buttons: a red "Pay" button and a grey "Cancel" button.

Thank you for applying for this visa, and we will contact you when we have made a decision or if we need to request more information from you. For information on how long it may take to process your application visit the INZ website.

www.immigration.govt.nz/processingtimes

